




Stem borer of cocoa

Eulophonotus myrmeleon Akokono

	Prevention	Monitoring	Direct Control	Direct Control	Restrictions
 <p>Bore hole created by the borer larva (Cocoa Research Institute of Ghana)</p>	<ul style="list-style-type: none"> Select and use only borer-free seedlings and young plants for planting Alternative host plants of the Anacardiaceae (mango, cashew, etc.) family should be removed from the farm and surrounding fields, since they act as harbouring sites for borers. If planting cocoa consider using none hosts for fruit and shade trees Uproot and completely destroy damaged trees which serve as diapausing sites 	<ul style="list-style-type: none"> Monitoring should be carried out throughout the year on a weekly basis Inspect tree stems for entry holes and check for frass at the base of the tree or gum oozing out of the bore holes. Also look for discoloration on stems and shoots If in doubt, plants showing discoloration should be cut open to observe a white "larva" with a brown head and tunnels in the stem or branches When any bore holes are observed carry out control measures 	<ul style="list-style-type: none"> Plug bore holes with a stick to stop adult emerging Heavily infested (4-5 bore holes) branches can be removed and burned. Trees with higher infestation can be copiced. If the infestation is low in the stem the tree should be cut. If holes extend into the roots remove the roots too 	<ul style="list-style-type: none"> Chemical pesticides are not recommended by COCOBOD for management of this insect pest 	
 <p>Bore holes can be plugged with a stick to stop the adults emerging (Cocoa Research Institute of Ghana)</p>					
 <p>An adult stem borer moth (Cocoa Research Institute of Ghana)</p>					



Ghana

CREATED/UPDATED: May 2016

AUTHOR(S): Benjamin K. Badii (University for Development Studies, Ghana), Antony Cudjoe (Private Consultant), Andrews Y. Akrofi (Cocoa Research Institute of Ghana)

EDITED BY: Plantwise