

CABI Training Materials

Nutrition and Food Sciences Database (NFSD)

User Guide

Contents

Contents.....	2
Introduction	3
Accessing NFSD	4
By IP Address:	4
Navigating the interface.....	5
Simple site searches	6
Conducting general site searches	6
Conducting filtered site searches	6
Viewing search results	7
Smart Searches	10
Advanced searching.....	11
Field searching.....	11
Index Terms or “Descriptors”	12
Super indexes	13
CABICODES	14
Topic pages.....	15
Refine options	16
MyNutrition	17
Creating a MyNutrition account.....	17
Combining searches	19
Saving searches and creating alerts	20
Saving and exporting records	21
Appendix A: Search techniques	23

Introduction

Nutrition and Food Sciences Database is one of CABI's Internet Resources offering access to a range of CABI information, both bibliographic and full text in the area of nutrition and food sciences. It covers the whole food chain from primary production of plant and animal food species to the dietary effects of food and food components in humans. Coverage includes:

- Food Products
- Food and nutrition techniques
- Food technology
- Food science
- Food safety
- Food economics
- Physiology and biochemistry of nutrients
- Nutrition and health
- Nutrition and disease

For a detailed list of subject covered in the database visit our [About page](#).

The Nutrition and Food Sciences Database includes the following information materials:

Abstracts records: Indexed records from the CAB Direct database relating to Food Sciences and Nutrition

Full text articles: Access to the scholarly articles hosted on the CAB Direct database

CAB Reviews: Comprehensive overviews and detailed reviews of the latest research commissioned by CABI

News Articles: The latest news on developments in Nutrition and Food Sciences written by subject experts. With references for further reading.

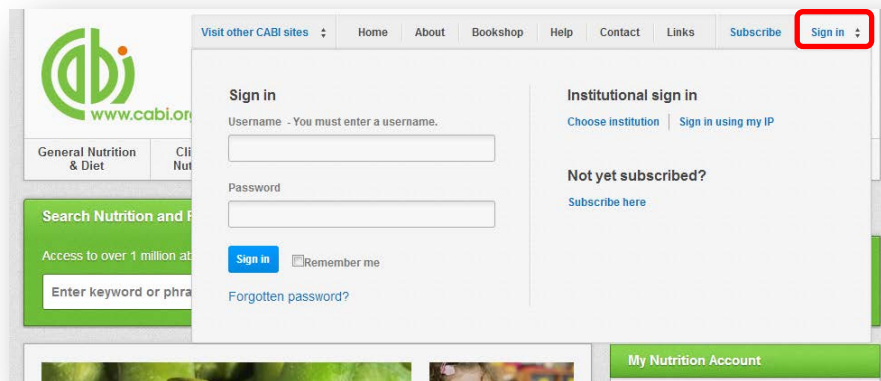
Events: A calendar of relevant international conferences for scientific communities and industries in Food Sciences and Nutrition.

Datasheets: PDFs of datasheets from CABI's Animal Health and Production Compendium. Compiled by experts, datasheets provide encyclopaedic reference material for specific subject topics. They contain detailed information on food safety and quality of livestock and poultry products throughout the food supply chain.

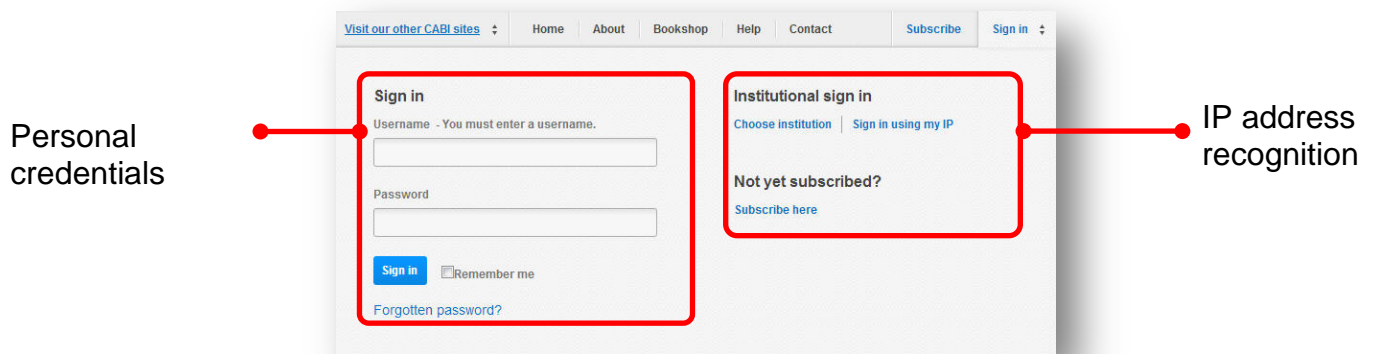
Accessing NFSD

Nutrition and Food Sciences Database is a web-based interface. To access the site visit www.cabi.org/nutrition

To sign in to the Nutrition and Food Sciences Database click on the [Sign in](#) button situated in the site menu as shown below:



There are 3 ways to login to the database depending on the access options your account has:



By Personal credentials:

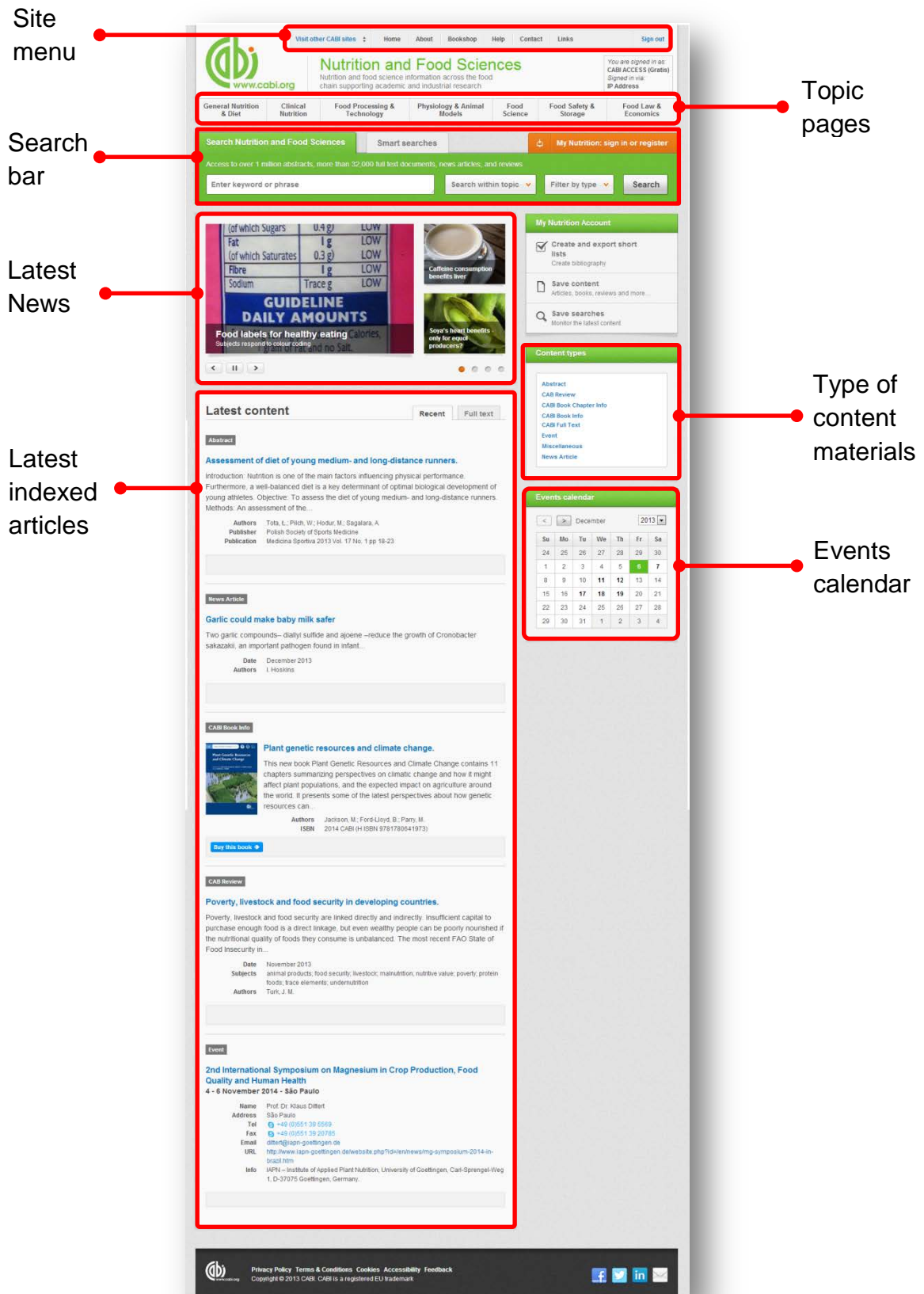
If you requested access to the site by a username and password please enter this in to the login box situated in the top left hand corner of the webpage.

By IP Address:

If your institution has a subscription to NFSD and you are accessing through your institutions network, the NFSD platform will recognise your IP address as a registered user and automatically log you on to the site. If you aren't automatically recognised click the [Sign in using my IP](#) button.

Navigating the interface

The NFSD interface has been designed to enable quick and comprehensive content searches. Below shows an image of the homepage and the various features displayed.



The screenshot shows the NFSD homepage with several key features highlighted by red callout boxes and labels:

- Site menu:** Located at the top left, it includes links for Home, About, Bookshop, Help, Contact, and Links.
- Search bar:** A central search area with a text input field, a 'Search' button, and options for 'Smart searches' and 'Filter by type'.
- Topic pages:** A horizontal navigation bar at the top with categories: General Nutrition & Diet, Clinical Nutrition, Food Processing & Technology, Physiology & Animal Models, Food Science, Food Safety & Storage, and Food Law & Economics.
- Latest News:** A section featuring a 'GUIDELINE DAILY AMOUNTS' graphic and a 'Caffeine consumption benefits liver' article.
- Latest indexed articles:** A list of recent content, including 'Assessment of diet of young medium- and long-distance runners' and 'Garlic could make baby milk safer'.
- Type of content materials:** A sidebar menu listing content types such as Abstract, CAB Review, CAB Book Chapter info, CAB Book info, CAB Full Text, Event, Miscellaneous, and News Article.
- Events calendar:** A calendar view for December 2013, showing dates from 24 to 31.


At the bottom of the page, there is a footer with the CABI logo, a Privacy Policy link, Terms & Conditions, Cookies, Accessibility, and Feedback links, along with social media icons for Facebook, Twitter, LinkedIn, and YouTube.

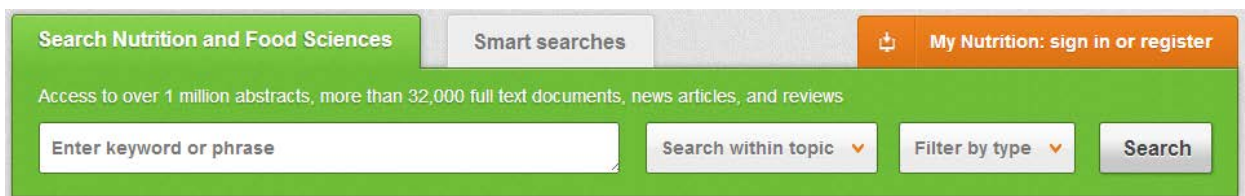
Simple site searches

NFSD offers a simple site search using a variety of basic search techniques to search content across the whole of the site such as Boolean operators and Phrase searching. These search techniques can be found in the [search techniques reference table](#).

Conducting general site searches

A general site search conducts a search across all the various types of content and topics available in NFSD. It will return a broad range of search results that will include all material types from all subject areas. It can be a useful place to begin a search.

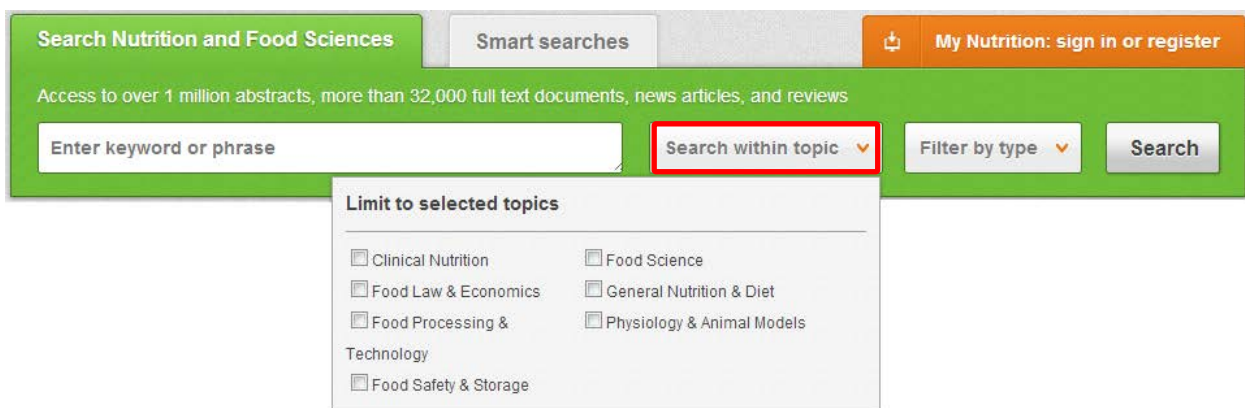
To conduct a general site search enter your search terms in to the search box located in the search bar of the home page and click the  button as shown below:

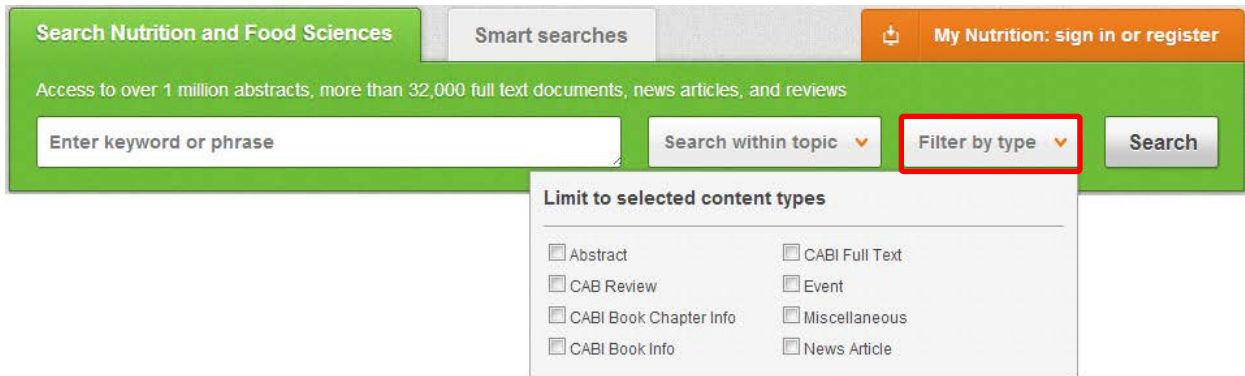


Conducting filtered site searches

A filtered site search can be used to limit a search to specific subjects or types of content on the NFSD site. This will return a narrower range of search results and is particularly useful if you are trying to limit searches to particular areas or material types. You can limit the searches using a single filter or both simultaneously.


To conduct a filtered site search enter your search terms in to the search box located in the search bar of the home page. Click on the filter options to the right of the search box and select the categories you would like to limit the search to. The indicates which categories have been selected. Below shows the examples for both the subject and content filters:

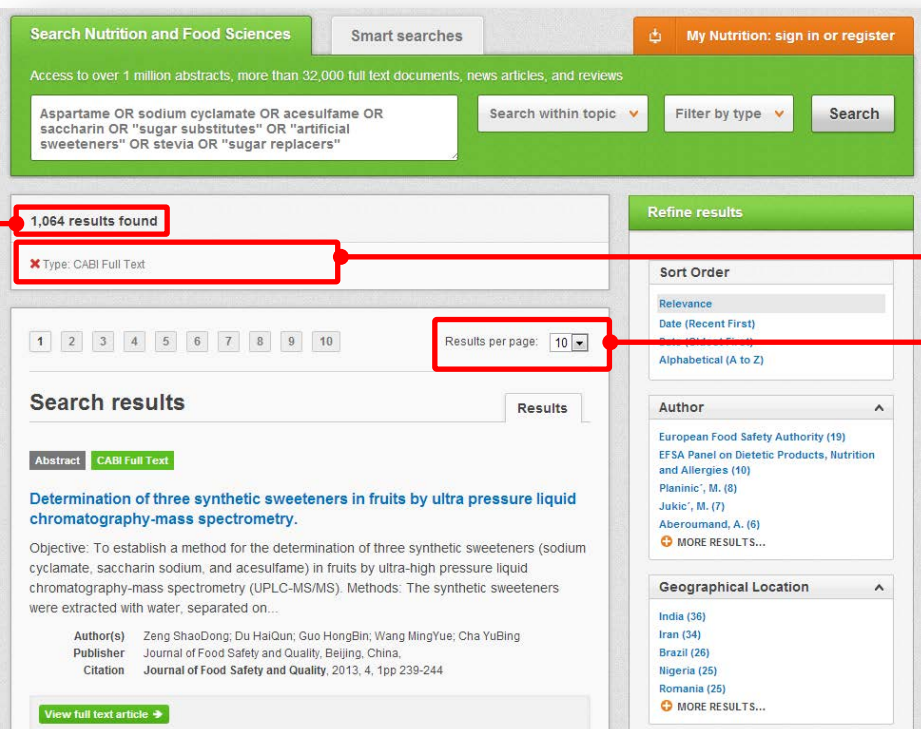




Once selected click the  button.

Viewing search results

The returned results will be displayed on the search results page as shown below. The figure below the search box indicates the number of returned results from your search string query. Below this will show any filtered categories that were selected for the search. To remove the filters simply click the  next to the filtered term. The search results are displayed in the box below and can be ordered by most recently indexed first or relevance. At the top and bottom of the search results screen there are also options to vary the number of records displayed on the current page.


 This screenshot shows the search results page for the query: "Aspartame OR sodium cyclamate OR acesulfame OR saccharin OR 'sugar substitutes' OR 'artificial sweeteners' OR stevia OR 'sugar replacers'". The page displays 1,064 results found. A filter for 'Type: CABI Full Text' is active, with a red 'X' icon to remove it. The results are sorted by Relevance. The 'Records per page' is set to 10. The first result is titled "Determination of three synthetic sweeteners in fruits by ultra pressure liquid chromatography-mass spectrometry." and includes author, publisher, and citation information. A 'View full text article' button is visible at the bottom of the result. On the right side, there are 'Refine results' sections for 'Sort Order' (Relevance, Date, Alphabetical), 'Author' (listing various authors and counts), and 'Geographical Location' (listing countries and counts). Red lines and dots point to specific elements: 'Number of records' points to '1,064 results found'; 'Filter display' points to the 'Type: CABI Full Text' filter; and 'Records display options' points to the 'Results per page: 10' dropdown.

Below shows an example of an article header from the returned results. You can see the resource type, the article title, the leading sentence of the article abstract and further bibliographic information for the record. If the full text article is available the [View CABI full text](#) button is displayed which gives access to the full text article.



Resource type → Abstract CABI Full Text

Record title → **Determination of three synthetic sweeteners in fruits by ultra pressure liquid chromatography-mass spectrometry.**

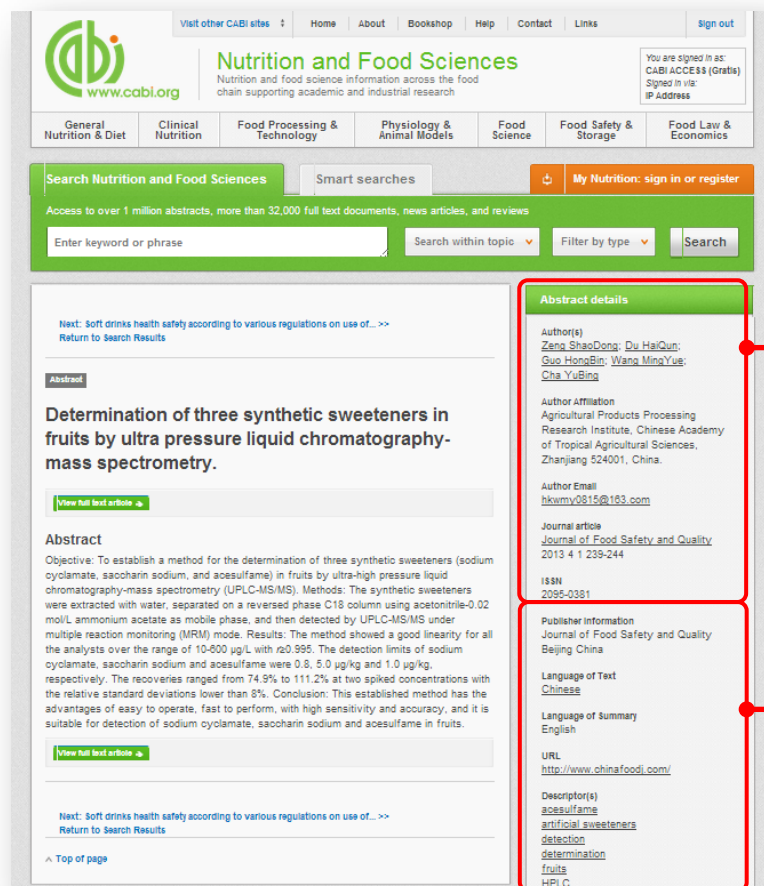
Bibliographic information → Objective: To establish a method for the determination of three synthetic sweeteners (sodium cyclamate, saccharin sodium, and acesulfame) in fruits by ultra-high pressure liquid chromatography-mass spectrometry (UPLC-MS/MS). Methods: The synthetic sweeteners were extracted with water, separated on...

Abstract introduction → Objective: To establish a method for the determination of three synthetic sweeteners (sodium cyclamate, saccharin sodium, and acesulfame) in fruits by ultra-high pressure liquid chromatography-mass spectrometry (UPLC-MS/MS). Methods: The synthetic sweeteners were extracted with water, separated on...

Link to full text → [View full text article](#)

Author(s) Zeng ShaoDong; Du HaiQun; Guo HongBin; Wang MingYue; Cha YuBing
Publisher Journal of Food Safety and Quality, Beijing, China,
Citation Journal of Food Safety and Quality, 2013, 4, 1pp 239-244

When clicked, the article title will take you to the record page listing the full bibliographic details of the record as shown below.



Bibliographic information →

Abstract details

Author(s)
Zeng ShaoDong; Du HaiQun;
Guo HongBin; Wang MingYue;
Cha YuBing

Author Affiliation
Agricultural Products Processing
Research Institute, Chinese Academy
of Tropical Agricultural Sciences,
Zhanjiang 524001, China.

Author Email
hkw0815@163.com

Journal article
[Journal of Food Safety and Quality](#)
2013 4 1 239-244

ISSN
2095-0381

Publisher information
Journal of Food Safety and Quality
Beijing China

Language of Text
Chinese

Language of Summary
English


URL
<http://www.chinafoodsci.com/>

Descriptor(s)
acesulfame
artificial sweeteners
detection
determination
fruits
HPLC

Metadata →

As well as the full abstract the page will also include the full bibliographic information and indexing keywords that were assigned to the record during the indexing process. This can be found under the Abstract details pane on the right of the page.

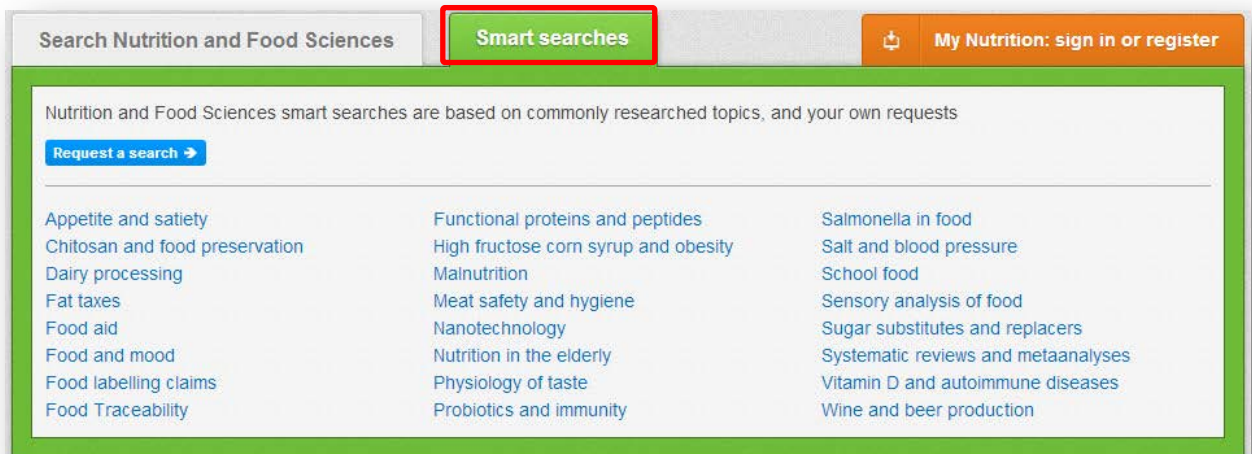
All these terms are intuitive links which when clicked perform a search on that term. The example below shows a section of the Abstract details pane. In this example we have clicked on the author name [Guo HongBin](#). This has performed a site search using the search string `au:"Guo HongBin"` which has returned all records this author has contributed to.




The screenshot displays the CABI Nutrition and Food Sciences website interface. On the left, an 'Abstract details' pane lists authors: Zeng ShaoDong, Du HaiQun, **Guo HongBin**, Wang MingYue, and Cha YuBing. A red box highlights 'Guo HongBin', with a red arrow pointing to the search bar. The search bar contains the query `au:"Guo HongBin"`. The search results show 2 results found, with the first result titled 'Determination of three synthetic sweeteners in fruits by ultra pressure liquid chromatography-mass spectrometry'. The 'Refine results' pane on the right shows the author list: Guo HongBin (2), Guo, H. B. (2), Cha YuBing (1), Cha, Y. B. (1), and Du HaiQun (1).

Smart Searches

To help you search for literature in common or key topics of interest our subject experts have created predefined search strings. These have been created using complex search techniques such as field tags and multiple Boolean operators to return the most relevant results. To access the Smart searches click on the [Smart searches](#) tab above the search box as shown below.



This will show you a list of smart searches that are available. To conduct the smart search click on the topic of your choice. The screenshot below shows you the results for the smart search “Food aid”



To narrow results further you can either use the refine panel to the right hand side of the page or add terms manually to the end of the predefined search string.

Advanced searching

Field searching

The search box for NFSD also allows you to conduct advanced field searching using the index field tags.

Field searching is a technique by which users can search for keyword terms in specific indexing fields. These indexing fields are used when adding a bibliographic record to CAB Direct e.g. Abstract title, author. Each indexing field has an associated field tag which can be used in conjunction with search keywords to return a more precise set of results.

Below is a list of the indexing fields and their associated tag:

Common search fields

Description	Field Tag
Abstract	ab
Author affiliation	aa
Descriptor	de
Organism Descriptor	od
Geographic Locator	gl
Broad term	up
Identifier	id
Publication source	do
Publisher	publisher
CABICODE	cc
Conference	ct
Language	la
Publication type	it
Year	yr
Record number	pa
DOI	oi
ISSN	sn
ISBN	bn

Additional search fields

Description	Field Tag
Additional Authors	ad
Author Affiliation	aa
CAS Registry Numbers	ry
Conference Dates	cd
Conference Title	ct
Corporate Author	ca
Country of Publication	cp
Descriptors	de
Digital Object Identifier	oi
Document Editors	ed
Document Title	do
Email	em
English Item Title	et
Non English Item Title	ft
Geographic Location	gl
Identifiers	id
ISBN	bn
ISSN	sn
Item Type	it
Language(s) of Summary	ls
Language(s) of Text	la
Location of Publisher	lp
Main Abstract	ab
Organism Descriptors	od
Pan Number	pa
Personal Author	au
Personal Author Variants	av
Publisher	pb
CABI Product Code	sc
Up-posted Descriptors	up
Web URL	ur
Year of Publication	yr

To conduct a field search type the associated field tag (must be lowercase) into the search box followed by a colon. Next enter your search term/s. Field searching can also be conducted using the variety of simple search techniques outlined previously such as multiple word searches and Boolean operators. Below show some examples:

Single word search:

de: protein

Multiple word search:

de: "protein efficiency ratio" OR PER

Searching with parentheses:

de: ("protein efficiency ratio" OR PER) AND whey

Index Terms or “Descriptors”

If you are looking only for important papers on a particular subject, where you want a high level of relevance, you should restrict your search to one or more of the CABI indexing or Descriptor fields. Every record on the database is indexed with terms that describe all the important concepts within a paper. The index terms may be added to one of 5 different indexing fields. The indexing fields that CABI uses are:

Fields	Tags	Description	Example
Organism Descriptor	od:	The Organism Descriptor field is used for animal and plant names	od: "Ovis aries"
Geographic Location	gl:	Geographic Location field is used for country and other geographic names	gl: Germany
Descriptor	de:	The Descriptor field is used for all the “other” terms that are neither animal, plant nor geographic	de: "mass spectrometry"
	up:	The broad term is used to search for more general terms of a subject as defined in CAB Thesaurus	up: spectrometry
Identifier	id:	This field is used for non-preferred index terms	id: lipins

Please note: When searching the organism descriptor all animals are indexed with their scientific names. However, plants are indexed with both their scientific and their common names.

Super indexes

Super indexes allow users to search multiple indexes across related fields. They are useful tools for users if they are unsure which fields they need to specify when trying to conduct advanced field searching. They can be searched in the same way as other fields as the super indexes have their own field tag associated to them. NFSD also has three super indexes.

The first two super indexes shown in the table below are used when searching bibliographic information relating to either the article title or the article authors. The table below shows the field tag, field indexes that are searched and an example of a search.

Super index name	Super index field tag	Fields searched	Example
Title	title:	English title Foreign title	<input type="text" value='title: "sugar substitute"'/>
Author	author:	Personal author Author variant Additional author Document editor Corporate author	<input type="text" value="author: Zollner"/>

The third super index called the subject index is used when searching for the indexing terms or metadata that is recorded or assigned to each resource record. The table below shows the field tag, field indexes that are searched and an example of a search.

Super index name	Super index field tag	Fields searched	Example
Subject	subject:	Descriptor Geographic location Organism descriptor Identifier	<input type="text" value="subject: sugar"/>

CABICODES

In addition to adding index terms to a record broad concepts are also “indexed” with a classification system known as CABICODES. The CABICODES are a hierarchical list of classification codes that divide the subject coverage of the CAB Direct database into 23 major sections. Each section then includes a series of codes that divides that subject into more specific topics. The codes themselves are typically used to code for subjects that would be difficult to describe with keywords alone. These CABICODES shown below display a selection of the CABICODES for food sciences and their associated topic areas. For a full list of CABICODES and their topic areas visit the [CABICODE list](#).

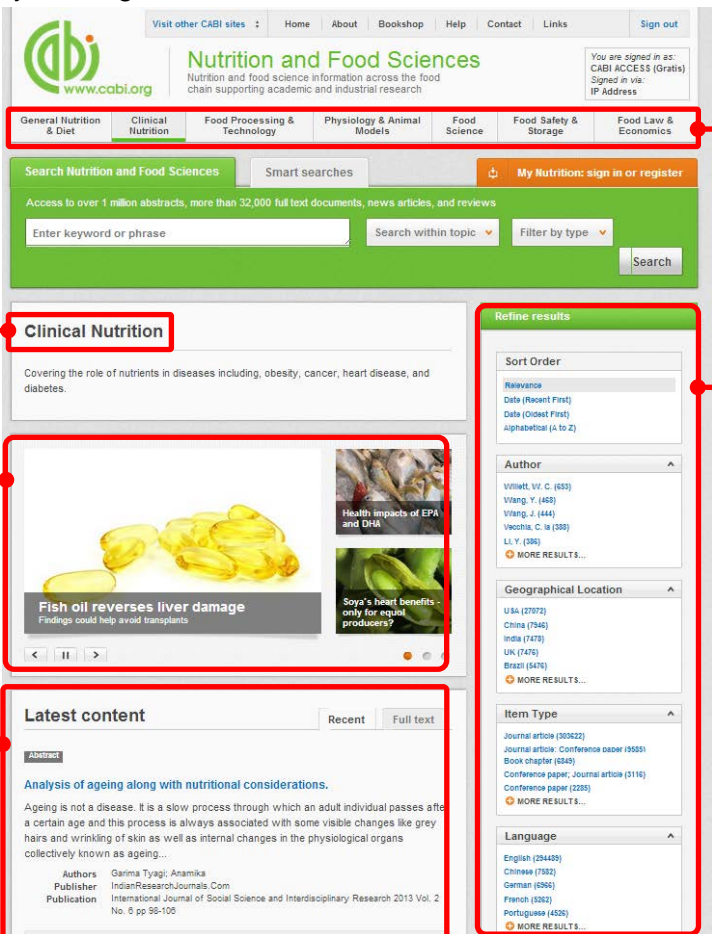
QQ000 Food Science and Food Products	QQ111 Storage Problems and Pests of Food
QQ010 Milk and Dairy Produce	QQ120 Microbial Technology in Food Processing
QQ020 Sugar and Sugar Products	QQ130 Food Additives
QQ030 Meat Produce	QQ200 Food Contamination, Residues and Toxicology
QQ040 Eggs and Egg Products	QQ500 Food Composition and Quality
QQ050 Crop Produce	QQ600 Food Chemistry (New June 2002)
QQ060 Aquatic Produce	QQ700 Food Service (New June 2002)
QQ070 Other Produce	
QQ100 Food Processing (General)	
QQ110 Food Storage and Preservation	

The CABICODES can be searched just like any other field tag. Two field tags are assigned to the CABICODE field and these are described below. Please note, as other field tags these must be entered in lowercase

Field tag	Definition	Example
cc:	Allows users to search the index of the alphanumerical assigned code e.g. QQ700	cc:QQ700
cabicode:	Allows users to search both the alphanumerical assigned code index as above and the CABI code title index e.g. “food service”	cabicode:QQ700 or cabicode: "food service"

Topic pages

Topic pages enable you to focus searching on specific areas of Nutrition and Food Sciences Database. The topic page can be selected from the horizontal menu bar shown in the screen shot below. These topic pages are structured in a similar format as the homepage but only include content items that refer to the selected topic. For example, the screen shot below shows the topic page for clinical nutrition. Therefore the news carousel and the latest content section on the clinical nutrition topic page will only show recent articles that refer to clinical nutrition. The green underline in the horizontal topic page menu and the page title indicate which topic page you are currently viewing.



Topic page menu bar

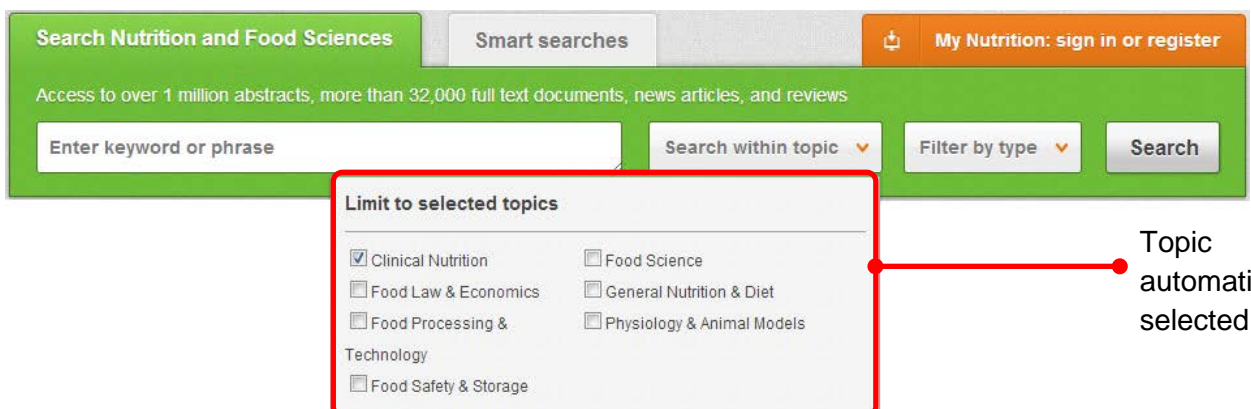
Topic page title

Latest news showing topic content

Latest content only showing for topic

Refine results pane

When conducting a search from a topic page, the relevant option is automatically selected from the topic filter section as shown below. This means that any search conducted from the topic page will limit searches to only content relating to that subject.

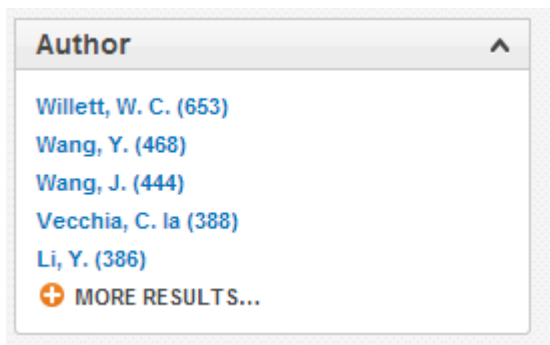



Topic automatically selected

Refine options

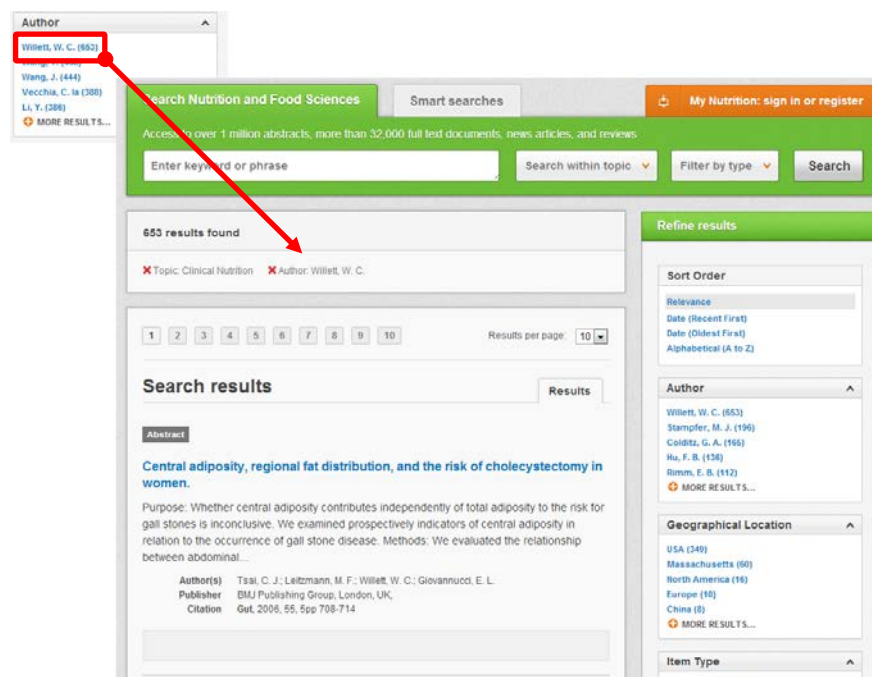
On the right side of the topic page there is a Refine results pane. This allows you to organise the display of the results alphabetically or by date or relevancy. The refine pane also allows users to refine content even further using the following index fields:

- Author
- Geographic location
- Item type
- Language
- Organisms
- Subject topics



Each field is listed in a separate box in the refine results pane. These can be collapsed by using the  in the field box header. Blue text indicates the keyword and the bracketed number indicates the number of records associated to it.

Clicking on a blue keyword conducts a search to return results specific to the selected topic and the relevant keyword from the associated field. For example, below we can see that by clicking on the author [Willett, W. C. \(653\)](#) listed in the author field box a filtered search is generated limiting results to the author: "Willet, W.C.". This is displayed in the filter display at the top of the results page.



A screenshot of the search results page. The 'Author' filter is selected, and the search results are filtered to show 653 results found. The search results pane shows the following information:

Search results

Abstract

Central adiposity, regional fat distribution, and the risk of cholecystectomy in women.

Purpose: Whether central adiposity contributes independently of total adiposity to the risk for gall stones is inconclusive. We examined prospectively indicators of central adiposity in relation to the occurrence of gall stone disease. Methods: We evaluated the relationship between abdominal...

Author(s) Tsai, C. J.; Leitzmann, M. F.; Willett, W. C.; Giovannucci, E. L.
Publisher BMJ Publishing Group, London, UK.
Citation Gut, 2006, 55, 5pp 708-714

The 'Refine results' pane on the right side of the page shows the following options:

Sort Order

Relevance
 Date (Recent First)
 Date (Oldest First)
 Alphabetical (A to Z)

Author

Willett, W. C. (653)
 Stampfer, M. J. (196)
 Colditz, G. A. (166)
 Hu, F. B. (158)
 Rimm, E. B. (112)
 MORE RESULTS...

Geographical Location

USA (349)
 Massachusetts (60)
 North America (16)
 Europe (10)
 China (8)
 MORE RESULTS...

Item Type


MyNutrition


The MyNutrition feature improves search functionality for users allowing them to:

- Combine and save searches
- Save records
- Export citations
- Create Alerts


To gain the full functionality of MyNutrition and for the system to record and recall your searching activity you must be signed in. It is therefore recommended that you sign-in to MyNutrition at the beginning of all your search sessions on NFSD.


Creating a MyNutrition account

Before you can access the features of MyNutrition you first need to create an account. Click on the  button in the top-right hand corner of the search box as shown below:




This will direct you to the sign-in page as shown below. The right hand side of the page allows new users to register an account. The left hand side of the page allows users already registered to sign in. Once registered, fill in your unique credentials to sign-in.



Below shows the MyNutrition page. At the top of the display box are the different tabs to display the different types of search activities. By default the display automatically shows the recent searches that you have conducted. To the left hand side of the page there is also an option to sign-out or change your account password. To permanently remove a search from your recent search display click on remove button 

Sign out/
Change
password



Display
tabs

Combining searches

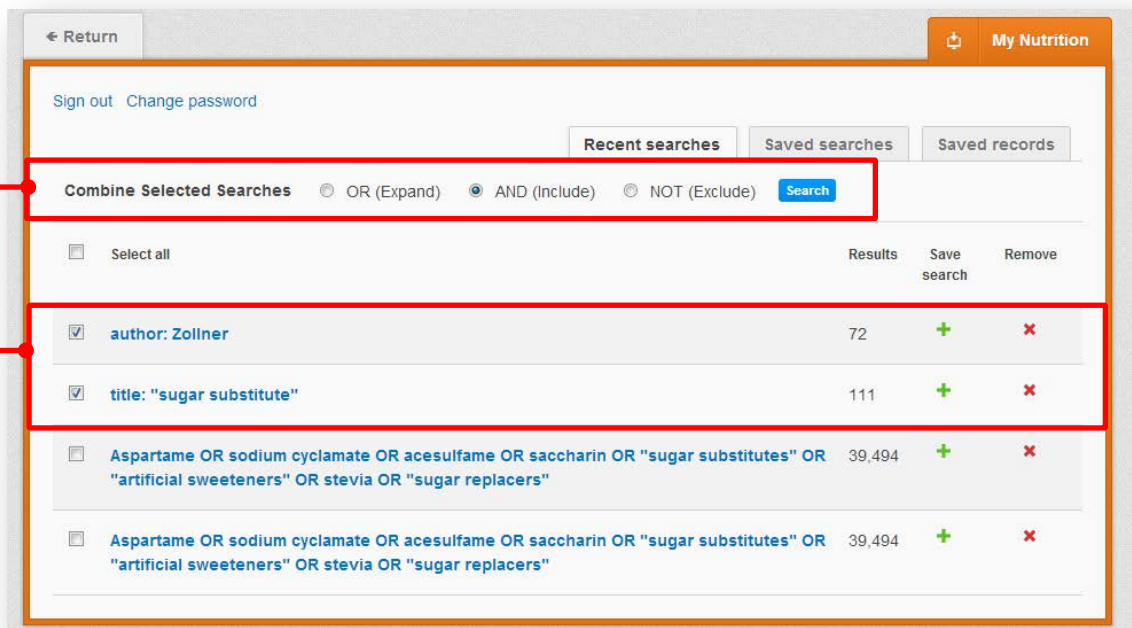
Combined searches are a useful tool for when compiling long and complex search strings which contain multiple Boolean operators and parentheses. To simplify the process and minimise the chance of input errors this function allows the user to perform two or more separate searches and combine them with either the AND, OR and NOT Boolean operators.

In the example below we can see in the recent search tab two relatively complex searches have recently been conducted. These two have been selected using the checkbox and the AND Boolean operator has been chosen from the combined search options.

Any filters used during the searches as explained [previously](#) are displayed underneath the search string.

Combining options

Selected searches




Recent searches Saved searches Saved records

Combine Selected Searches OR (Expand) AND (Include) NOT (Exclude) Search

<input type="checkbox"/>	Select all	Results	Save search	Remove
<input checked="" type="checkbox"/>	author: Zollner	72	+	×
<input checked="" type="checkbox"/>	title: "sugar substitute"	111	+	×
<input type="checkbox"/>	Aspartame OR sodium cyclamate OR acesulfame OR saccharin OR "sugar substitutes" OR "artificial sweeteners" OR stevia OR "sugar replacers"	39,494	+	×
<input type="checkbox"/>	Aspartame OR sodium cyclamate OR acesulfame OR saccharin OR "sugar substitutes" OR "artificial sweeteners" OR stevia OR "sugar replacers"	39,494	+	×

Once your options have been selected perform the search by clicking the [Search](#) button. This will conduct the search and direct you to the results page as shown below. You can see that the search string of the two combined searches is displayed in the search box. By combining this search with the AND operator we have limited the results further to only return 8 records.



Search Nutrition and Food Sciences

Access to over 1 million abstracts, more than 32,000 full text documents, news articles, and reviews

(author: Zollner) AND (title: "sugar substitute")

5 results found

Search results

Abstract

Significance for food and drug legislation of sugar substitutes in oral and parenteral use.

Author(s) Franck, R.
Citation Nutrition and Metabolism, 1975, 18, pp 258-262

Save to My Nutrition

Refine results

Sort Order


- Relevance
- Date (Recent First)
- Date (Oldest First)
- Alphabetical (A to Z)

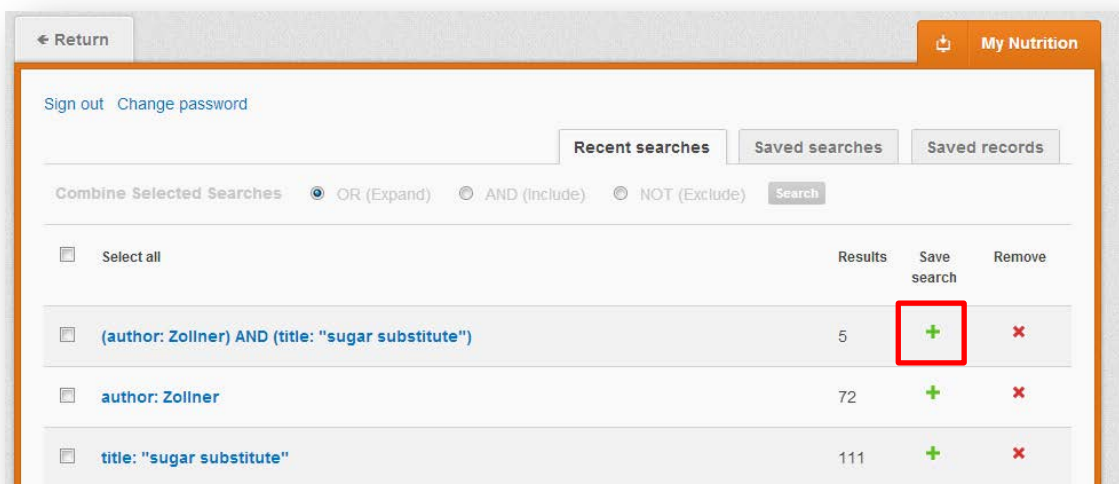
Author

- Heuckenkamp, P. U. (6)
- Zollner, H. (5)
- Dietze, G. (1)
- Edwards, J. B. (1)
- Edwards, R. G. (1)
- MORE RESULTS...

Item Type

Saving searches and creating alerts

For searches conducted on a regular basis, users can save searches for future reference by using MyNutrition. To save a search visit the recent search tab from the MyNutrition page and click on the save search button 









Return


My Nutrition


Sign out Change password

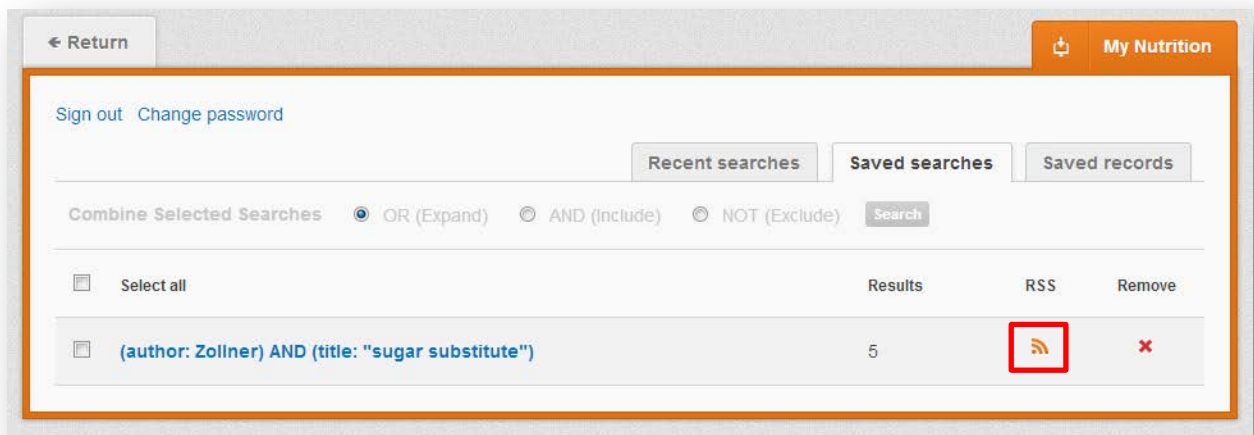
Recent searches Saved searches Saved records

Combine Selected Searches OR (Expand) AND (Include) NOT (Exclude) Search


Select all	Results	Save search	Remove
<input type="checkbox"/> (author: Zollner) AND (title: "sugar substitute")	5		
<input type="checkbox"/> author: Zollner	72		
<input type="checkbox"/> title: "sugar substitute"	111		

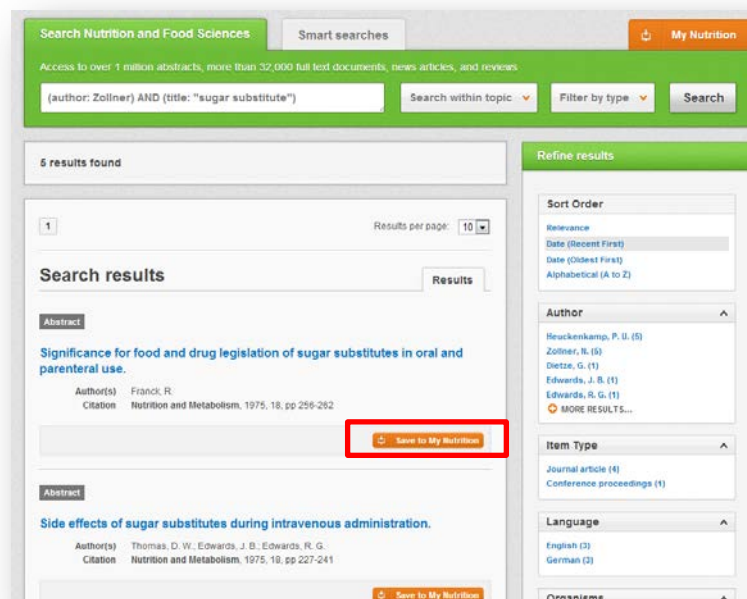
To view your saved searches click on the saved searches tab . The saved searches tab allows the user to conduct a saved search by clicking on the blue

search string displayed. For each saved search there is also an option to set up an RSS feed which automatically notifies the user when new records relating to that search string are added to the NFSD site. These notifications can be viewed through RSS readers such as Microsoft Outlook and Feedly. To find out more about RSS and how to set up an account with an RSS reader [read more here](#). To set up an RSS feed for your search string click on the RSS feed button 



Saving and exporting records

The MyNutrition tool also allows you to save individual article records for future reference and export these to reference management software to create your own bibliographies or reference lists. To save a record to the saved records repository you must first be signed into the MyNutrition tool before conducting searches. When you have signed in and carried out a search each record in the displayed results will have a  button associated. Click this button to save the record.



To view your saved records click on the saved records tab **Saved records**. This will display the title of all saved records. To view a specific record, click on the title. Records can be removed individually by using the **X** button. To delete multiple records check the boxes next to the records and click the **X Remove records** button as shown below.

Citations can also be exported to reference management software in a RIS file format. To export citations, select the records you would like to be included in the reference list using the checkbox and click the **Export citations** button as shown below.



Appendix A: Search techniques

Search technique	Example	Description	Function	Reason to use
Single word search	<input type="text" value="salt"/>	Searches using a single word term	Returns a broad range of results for a particular word/topic	Provides a broad overview of a scientific area of interest
Boolean search	<input type="text" value="salt OR sodium"/>	Searches using the operators AND, OR and NOT	Performs searches on multiple concepts that provides specific keyword searching for an area of interest that can include or exclude other concepts.	Allows the user to conduct more controlled searching. Can be used to omit homophones
Phrase searching	<input type="text" value='salt AND "blood pressure"'/>	Use quotation marks before and after a multiple word phrase	Returns results only containing the entire phrase	Narrows searching to records that only contain the whole phrase
Parentheses	<input type="text" value='(salt OR sodium) AND "blood pressure"'/>	Searches using keywords, Boolean operators and parentheses.	Used for searches that contain multiple Boolean operators to define the correct search logic	Refines searches with Boolean operators further to provide limited search results
Truncation & wild cards	<input type="text" value='(salt* OR sodium) AND "blood pressure"'/>	Uses the symbols * and ? in keyword search	<p>Using the * returns results with different word stems for the root word</p> <p>Using the ? symbol allows users to specify unknown characters</p>	<p>The * allows users to broaden results to keywords with differing word stems e.g. pop* = popular, population, etc.</p> <p>The ? returns results using a keyword that may differ in spelling</p>

