

CABI Training Materials

Leisure Tourism Database

User Guide

Contents

Contents.....	2
Introduction	3
Accessing LeisureTourism	4
By IP Address:	4
Navigating the interface.....	5
Simple site searches	6
Conducting general site searches	6
Conducting filtered site searches	6
Viewing search results	7
Smart Searches	10
Advanced searching.....	11
Field searching.....	11
Index Terms or “Descriptors”	12
Super indexes	13
CABICODES	14
Topic pages.....	15
Refine options	16
MyLeisureTourism.....	17
Creating a MyLeisureTourism account.....	17
Combining searches	19
Saving searches and creating alerts	20
Saving and exporting records	21
Appendix A: Search techniques	23

Introduction

Leisure Tourism Database is the enhanced online version of Leisure, Tourism and Recreation Abstracts: the abstract database available in print. Additional features of the website include a meeting calendar, web links, and thousands of articles on tourism, leisure, recreation, sport, hospitality, and culture, most of which contain links to database records and/or external sources of additional information.

Subjects covered include:

- Tourism and Travel
- Leisure and recreation
- Sport
- Arts and Entertainment
- Hospitality industry

For a more extensive list of subjects covered please visit our [subject coverage page](#).

The Leisure Tourism Database includes the following information materials:

Abstracts records: Indexed records from the CAB Direct database relating to the subject of leisure and tourism

Full text articles: Links to the complete record for scholarly articles hosted on the CAB Direct database

eBooks: Access to full electronic books or book chapters relevant to leisure and tourism. These are selected from CABI's eBook service.

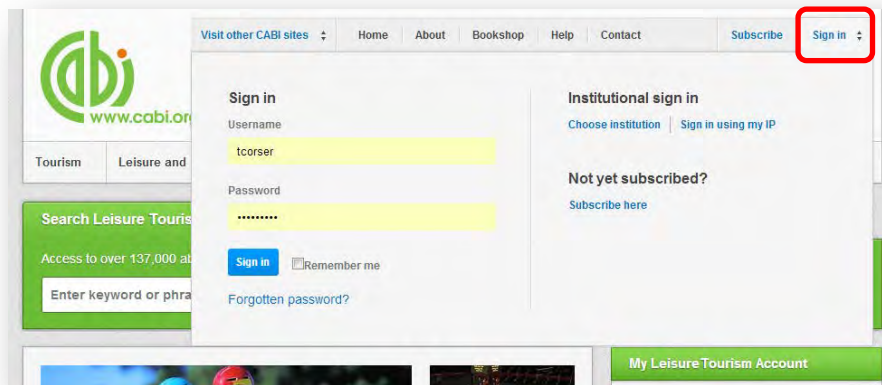
News Articles: The latest news on the current developments in leisure and tourism written by subject experts

Events: A calendar of relevant international conferences, congresses, annual meetings and more targeting communities and industries in leisure, tourism and hospitality

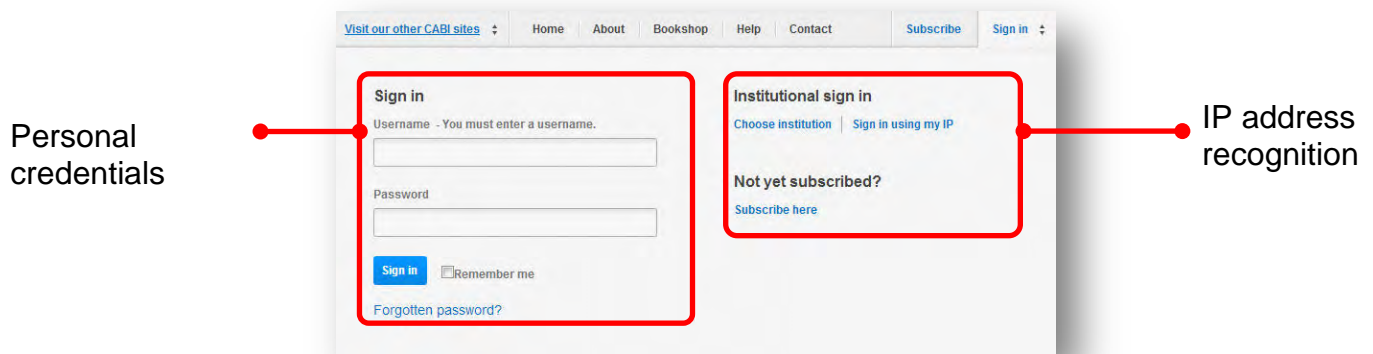
Accessing LeisureTourism

LeisureTourism is a web-based interface. To access the site visit www.cabi.org/leisuretourism

To sign in to the LeisureTourism click on the  button situated in the site menu as shown below:




There are 3 ways to login to the database depending on the access options your account has:



By Personal credentials:

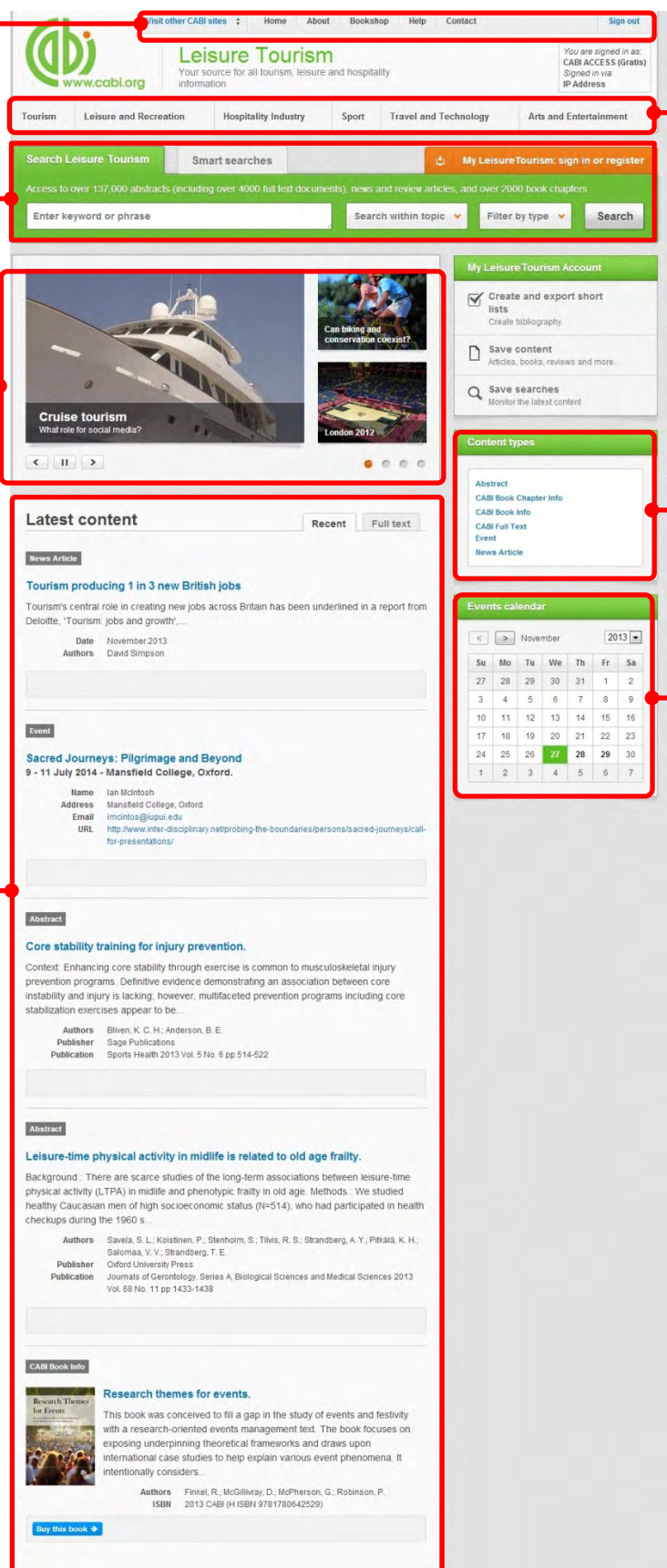
If you requested access to the site by a username and password please enter this in to the login box situated in the top left hand corner of the webpage.

By IP Address:

If your institution has a subscription to LeisureTourism and you are accessing through your institutions network, the LeisureTourism platform will recognise your IP address as a registered user and automatically log you on to the site. If you aren't automatically recognised click the  button.

Navigating the interface

The LeisureTourism interface has been designed to enable quick and comprehensive content searches. Below shows an image of the LeisureTourism homepage and the various features displayed.



The screenshot shows the LeisureTourism homepage with several key features highlighted by red callout boxes and labels:


- Site menu:** Located at the top left, it includes links for Home, About, Bookshop, Help, and Contact.
- Topic pages:** A horizontal navigation bar at the top right with categories: Tourism, Leisure and Recreation, Hospitality Industry, Sport, Travel and Technology, and Arts and Entertainment.
- Search bar:** A central search area with a text input field, a 'Search' button, and options for 'Smart searches', 'Search within topic', and 'Filter by type'.
- Latest News:** A section on the left featuring a large image of a cruise ship and smaller thumbnails for 'Can biking and conservation coexist?' and 'London 2012'.
- Latest indexed articles:** A large section on the left containing several article entries, including 'Tourism producing 1 in 3 new British jobs', 'Sacred Journeys: Pilgrimage and Beyond', and 'Core stability training for injury prevention'.
- Type of content materials:** A 'Content types' dropdown menu on the right side, listing options like Abstract, CABI Book Chapter info, CABI Book Info, CABI Full Text, Event, and News Article.
- Events calendar:** A calendar widget on the right side showing the month of November 2013.

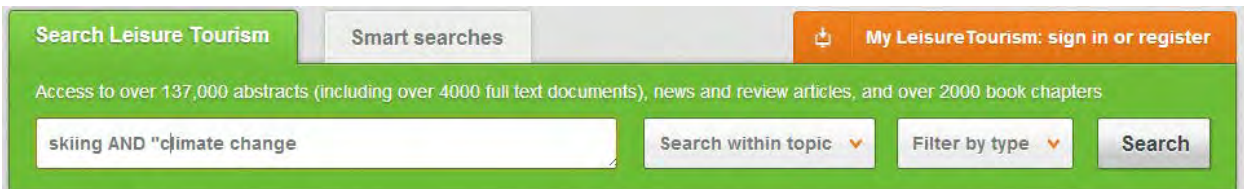
Simple site searches

LeisureTourism offers a simple site search using a variety of basic search techniques to search content across the whole of the site such as Boolean operators and Phrase searching. These search techniques can be found in the [search techniques reference table](#).

Conducting general site searches

A general site search conducts a search across all the various types of content and topics available in LeisureTourism. It will return a broad range of search results that will include all material types from all subject areas. It can be a useful place to begin a search.

To conduct a general site search enter your search terms in to the search box located in the search bar of the home page and click the  button as shown below:

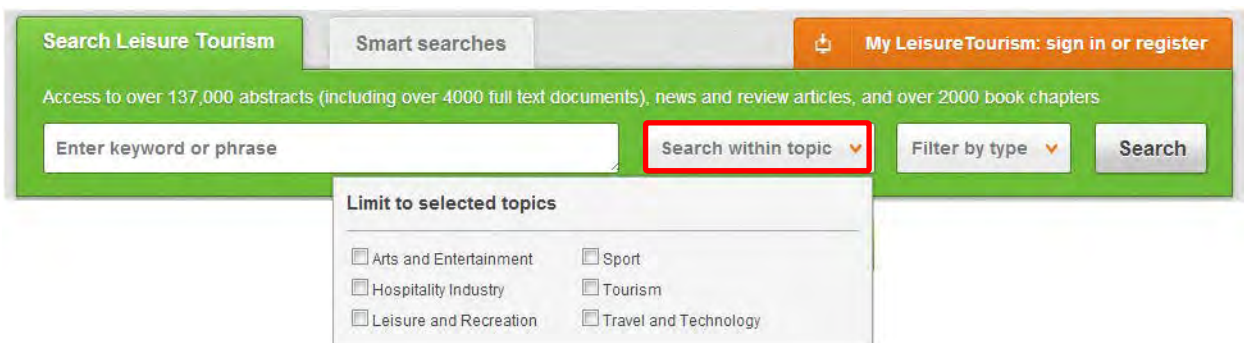


The screenshot shows the top navigation bar of the LeisureTourism website. It includes a search bar with the text "skiing AND climate change", a "Search" button, and a "Filter by type" dropdown menu. The search bar is highlighted in green. Above the search bar, there are links for "Search Leisure Tourism", "Smart searches", and "My LeisureTourism: sign in or register". Below the search bar, there is a message: "Access to over 137,000 abstracts (including over 4000 full text documents), news and review articles, and over 2000 book chapters".

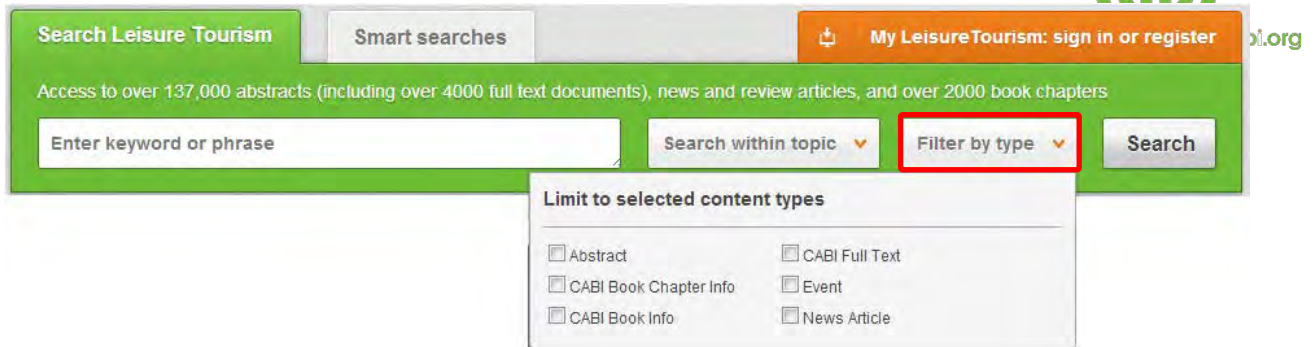
Conducting filtered site searches

A filtered site search can be used to limit a search to specific subjects or types of content on the LeisureTourism site. This will return a narrower range of search results and is particularly useful if you are trying to limit searches to particular areas or material types. You can limit the searches using a single filter or both simultaneously.

To conduct a filtered site search enter your search terms in to the search box located in the search bar of the home page. Click on the filter options to the right of the search box and select the categories you would like to limit the search to. The indicates which categories have been selected. Below shows the examples for both the subject and content filters:



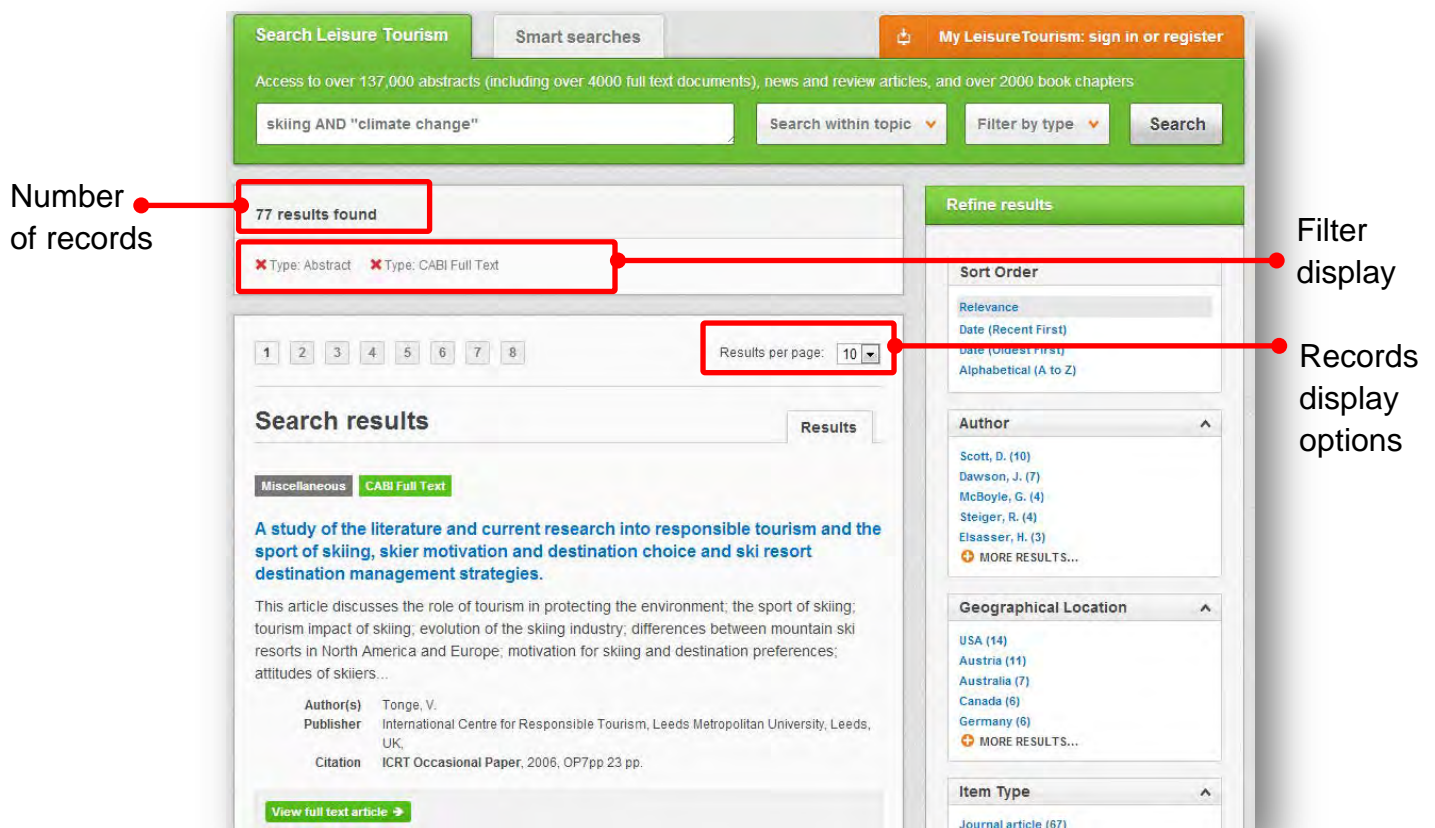
The screenshot shows the top navigation bar of the LeisureTourism website. It includes a search bar with the text "Enter keyword or phrase", a "Search" button, and a "Filter by type" dropdown menu. The search bar is highlighted in green. Above the search bar, there are links for "Search Leisure Tourism", "Smart searches", and "My LeisureTourism: sign in or register". Below the search bar, there is a message: "Access to over 137,000 abstracts (including over 4000 full text documents), news and review articles, and over 2000 book chapters". The "Search within topic" dropdown menu is open, showing a list of topics with checkboxes: Arts and Entertainment, Hospitality Industry, Leisure and Recreation, Sport, Tourism, and Travel and Technology. The "Search within topic" dropdown menu is highlighted with a red box.



Once selected click the  button.

Viewing search results

The returned results will be displayed on the search results page as shown below. The figure below the search box indicates the number of returned results from your search string query. Below this will show any filtered categories that were selected for the search. To remove the filters simply click the **X** next to the filtered term. The search results are displayed in the box below and can be ordered by most recently indexed first or relevance. At the top and bottom of the search results screen there are also options to vary the number of records displayed on the current page.



Below shows an example of an article header from the returned results. You can see the resource type, the article title, the leading sentence of the article abstract and further bibliographic information for the record. If the full text article is available the [View CABI full text →](#) button is displayed which gives access to the full text article.



Resource type → Miscellaneous CABI Full Text

Record title → **A study of the literature and current research into responsible tourism and the sport of skiing, skier motivation and destination choice and ski resort destination management strategies.**

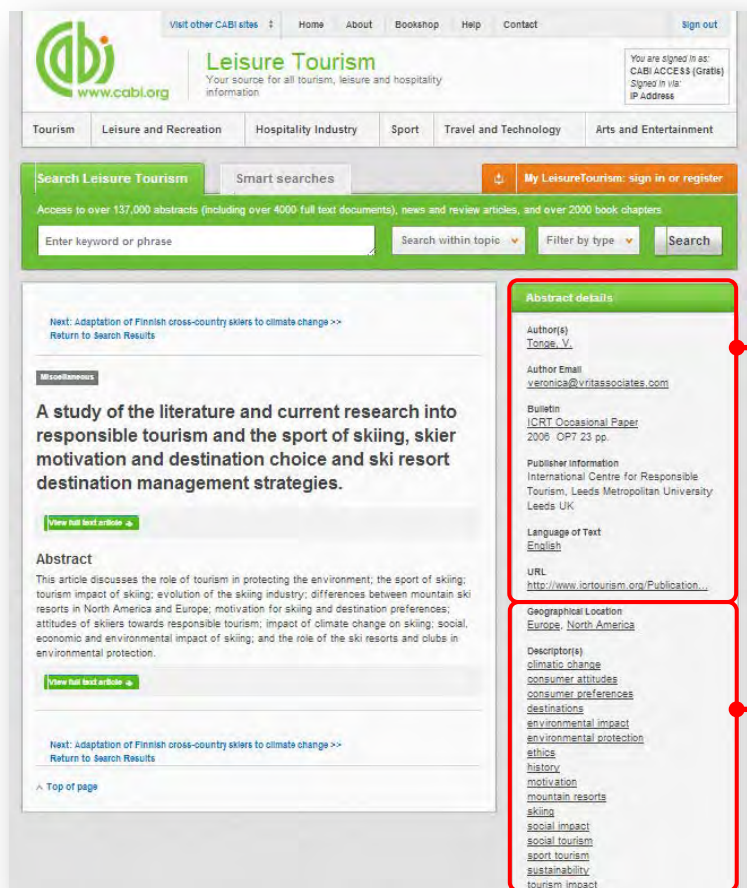
Bibliographic information → This article discusses the role of tourism in protecting the environment; the sport of skiing; tourism impact of skiing; evolution of the skiing industry; differences between mountain ski resorts in North America and Europe; motivation for skiing and destination preferences; attitudes of skiers...

Abstract introduction → This article discusses the role of tourism in protecting the environment; the sport of skiing; tourism impact of skiing; evolution of the skiing industry; differences between mountain ski resorts in North America and Europe; motivation for skiing and destination preferences; attitudes of skiers...

Link to full text → [View full text article →](#)

Author(s) Tonge, V.
Publisher International Centre for Responsible Tourism, Leeds Metropolitan University, Leeds, UK,
Citation ICRT Occasional Paper, 2006, OP7pp 23 pp.

When clicked, the article title will take you to the record page listing the full bibliographic details of the record as shown below.



Abstract details

Author(s) Tonge, V.
Author Email veronica@vritassociates.com

Bulletin ICRT Occasional Paper 2006 OP7 23 pp.

Publisher information International Centre for Responsible Tourism, Leeds Metropolitan University Leeds UK

Language of Text English

URL <http://www.tortourism.org/Publication...>

Geographical Location Europe, North America

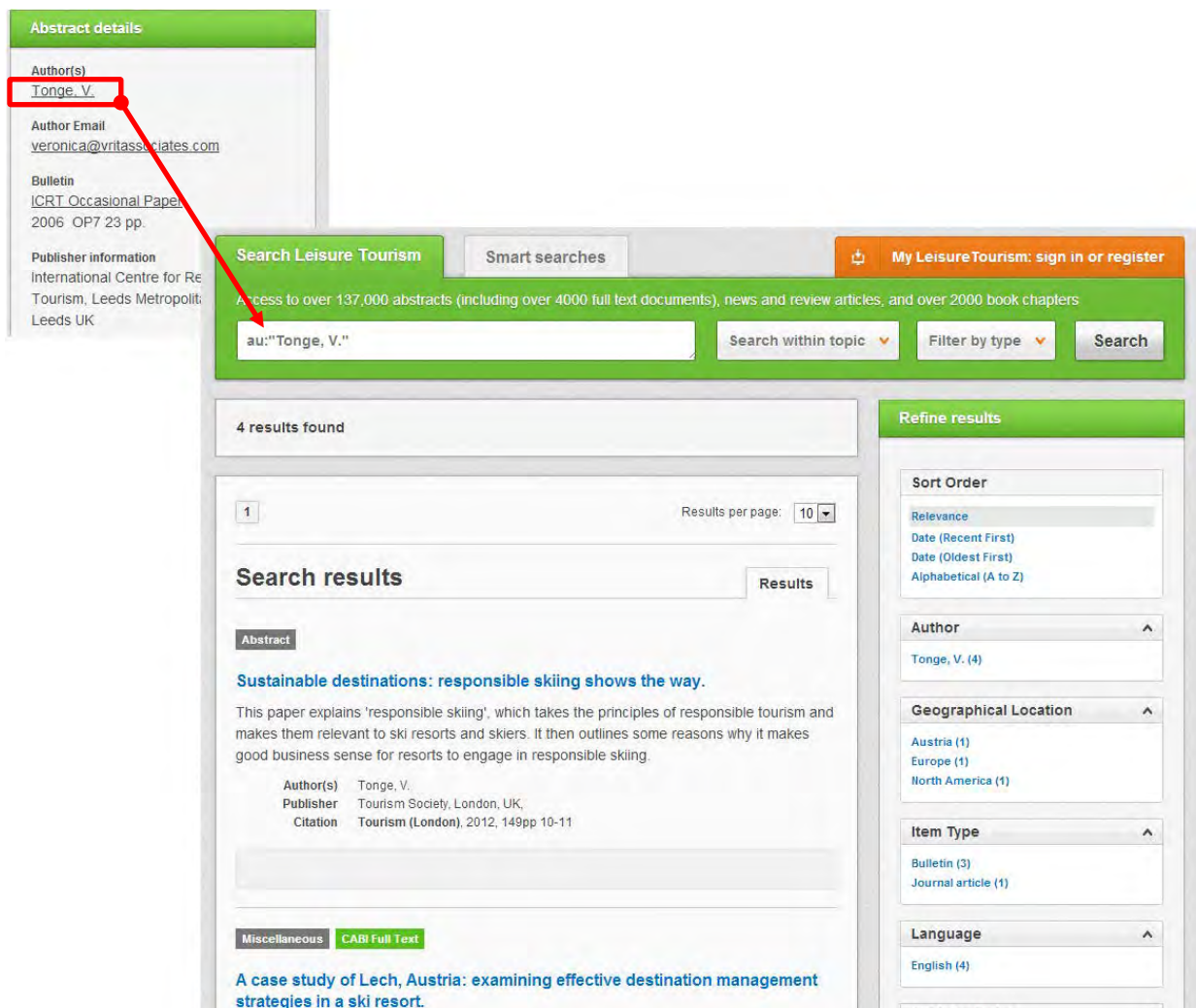
Descriptor(s) climatic change, consumer attitudes, consumer preferences, destinations, environmental impact, environmental protection, ethics, history, motivation, mountain resorts, skiing, social impact, social tourism, sport tourism, sustainability, tourism impact

Bibliographic information →

Metadata →

As well as the full abstract the page will also include the full bibliographic information and indexing keywords that were assigned to the record during the indexing process. This can be found under the Abstract details pane on the right of the page.

All these terms are intuitive links which when clicked performs a search on that term. The example below shows a section of the Abstract details pane. In this example we have clicked on the author name [Holdenrieder, O.](#). This has performed a site search using the search string `au:"Holdenrieder, O."` which has returned all records this author has contributed to.



Abstract details

Author(s)
[Tonge, V.](#)

Author Email
veronica@vritassociates.com

Bulletin
ICRT Occasional Paper
2006 OP7 23 pp.

Publisher information
International Centre for Re
Tourism, Leeds Metropolit
Leeds UK

Search Leisure Tourism Smart searches My Leisure Tourism: sign in or register

Access to over 137,000 abstracts (including over 4000 full text documents), news and review articles, and over 2000 book chapters

au:"Tonge, V." Search within topic Filter by type Search

4 results found

1 Results per page: 10

Search results Results

Abstract

Sustainable destinations: responsible skiing shows the way.

This paper explains 'responsible skiing', which takes the principles of responsible tourism and makes them relevant to ski resorts and skiers. It then outlines some reasons why it makes good business sense for resorts to engage in responsible skiing.

Author(s) Tonge, V.
Publisher Tourism Society, London, UK
Citation Tourism (London), 2012, 149pp 10-11

Miscellaneous **CABI Full Text**

A case study of Lech, Austria: examining effective destination management strategies in a ski resort.

Refine results

Sort Order

- Relevance
- Date (Recent First)
- Date (Oldest First)
- Alphabetical (A to Z)

Author

Tonge, V. (4)

Geographical Location

- Austria (1)
- Europe (1)
- North America (1)

Item Type

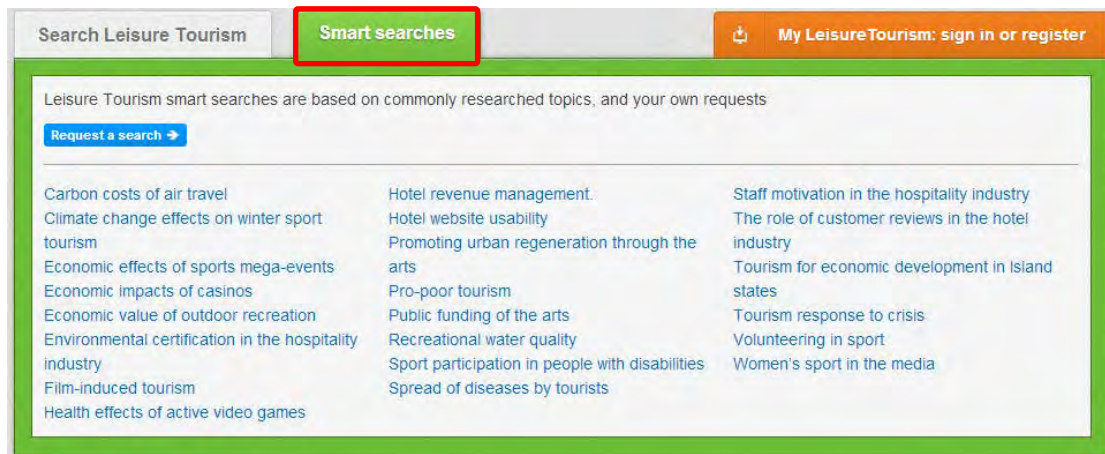
- Bulletin (3)
- Journal article (1)

Language

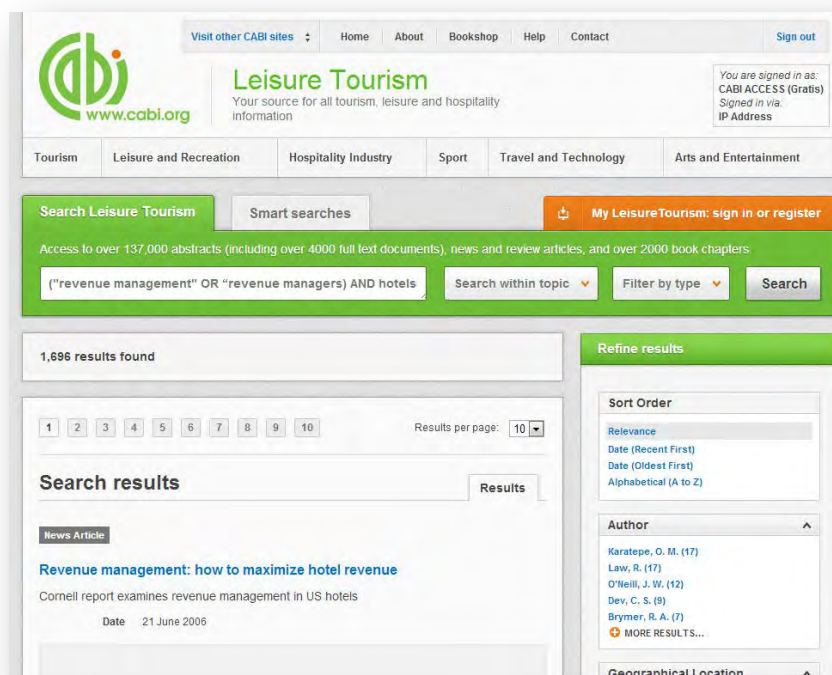
English (4)

Smart Searches

To help you search for literature in common or key topics of interest our subject experts have created predefined search strings. These have been created using complex search techniques such as field tags and multiple Boolean operators to return the most relevant results. To access the Smart searches click on the **Smart searches** tab above the search box as shown below.



This will show you a list of smart searches and their associated topic that are available. To conduct the smart search click on the topic of your choice. The screenshot below shows you the results for the smart search “Hotel revenue management”



To narrow results further you can either use the refine panel to the right hand side of the page or add terms manually to the end of the predefined search string.

Advanced searching

Field searching

The search box for LeisureTourism also allows you to conduct advanced field searching using the index field tags.

Field searching is a technique by which users can search for keyword terms in specific indexing fields. These indexing fields are used when adding a bibliographic record to CAB Direct e.g. Abstract title, author. Each indexing field has an associated field tag which can be used in conjunction with search keywords to return a more precise set of results.

Below is a list of the indexing fields and their associated tag:

Common search fields

Description	Field Tag
Abstract	ab
Author affiliation	aa
Descriptor	de
Organism Descriptor	od
Geographic Locator	gl
Broad term	up
Identifier	id
Publication source	do
Publisher	publisher
CABICODE	cc
Conference	ct
Language	la
Publication type	it
Year	yr
Record number	pa
DOI	oi
ISSN	sn
ISBN	bn

Additional search fields

Description	Field Tag
Additional Authors	ad
Author Affiliation	aa
CAS Registry Numbers	ry
Conference Dates	cd
Conference Title	ct
Corporate Author	ca
Country of Publication	cp
Descriptors	de
Digital Object Identifier	oi
Document Editors	ed
Document Title	do
Email	em
English Item Title	et
Non English Item Title	ft
Geographic Location	gl
Identifiers	id
ISBN	bn
ISSN	sn
Item Type	it
Language(s) of Summary	ls
Language(s) of Text	la
Location of Publisher	lp
Main Abstract	ab
Organism Descriptors	od
Pan Number	pa
Personal Author	au
Personal Author Variants	av
Publisher	pb
CABI Product Code	sc
Up-posted Descriptors	up
Web URL	ur
Year of Publication	yr

To conduct a field search type the associated field tag (must be lowercase) into the search box followed by a colon. Next enter your search term/s. Field searching can also be conducted using the variety of simple search techniques outlined previously such as multiple word searches and Boolean operators. Below show some examples:

Single word search:

de:"hospitality industry"

Multiple word search:

de:"hospitality industry" AND gl:"Italy"

Searching with parentheses:

de:"hospitality industry" AND (gl:Europe NOT Spain)

Index Terms or “Descriptors”

If you are looking only for important papers on a particular subject, where you want a high level of relevance, you should restrict your search to one or more of the CABI indexing or Descriptor fields. Every record on the database is indexed with terms that describe all the important concepts within a paper. The index terms may be added to one of 5 different indexing fields. The indexing fields that CABI uses are:

Fields	Tags	Description	Example
Organism Descriptor	od:	The Organism Descriptor field is used for animal and plant names	od: “Abies alba”
Geographic Location	gl:	Geographic Location field is used for country and other geographic names	gl: Germany
Descriptor	de:	The Descriptor field is used for all the “other” terms that are neither animal, plant nor geographic	de: global warming
Broad Term (Up-posted Term)	up:	The broad term is used to search for more general terms of a subject as defined in CAB Thesaurus	up: climate change
Identifier	id:	This field is used for non-preferred index terms	id: lipins

Please note: When searching the organism descriptor all animals are indexed with their scientific names. However, plants are indexed with both their scientific and their common names.

Super indexes

Super indexes allow users to search multiple indexes across related fields. They are useful tools for users if they are unsure which fields they need to specify when trying to conduct advanced field searching. They can be searched in the same way as other fields as the super indexes have their own field tag associated to them. LeisureTourism also has three super indexes.

The first two super indexes shown in the table below are used when searching bibliographic information relating to either the article title or the article authors. The table below shows the field tag, field indexes that are searched and an example of a search.

Super index name	Super index field tag	Fields searched	Example
Title	title:	English title Foreign title	<input type="text" value='title: "Sport volunteers"'/>
Author	author:	Personal author Author variant Additional author Document editor Corporate author	<input type="text" value='author:"Busser, J. A."'/>

The third super index called the subject index is used when searching for the indexing terms or metadata that is recorded or assigned to each resource record. The table below shows the field tag, field indexes that are searched and an example of a search.

Super index name	Super index field tag	Fields searched	Example
Subject	subject:	Descriptor Geographic location Organism descriptor Identifier	<input type="text" value="subject: olympics"/>

CABICODES

In addition to adding index terms to a record, broad concepts are also “indexed” with a classification system known as CABICODES. The CABICODES are a hierarchical list of classification codes that divide the subject coverage of the CAB ABSTRACTS database into 23 major sections. Each section then includes a series of codes that divides that subject into more specific subjects. The codes themselves are typically used to code for subjects that would be difficult to describe with keywords alone. These CABICODES shown below display a selection of the CABICODES for social sciences and their associated topic area. For a full list of CABICODES and their topic areas visit the [CABICODE list](#).

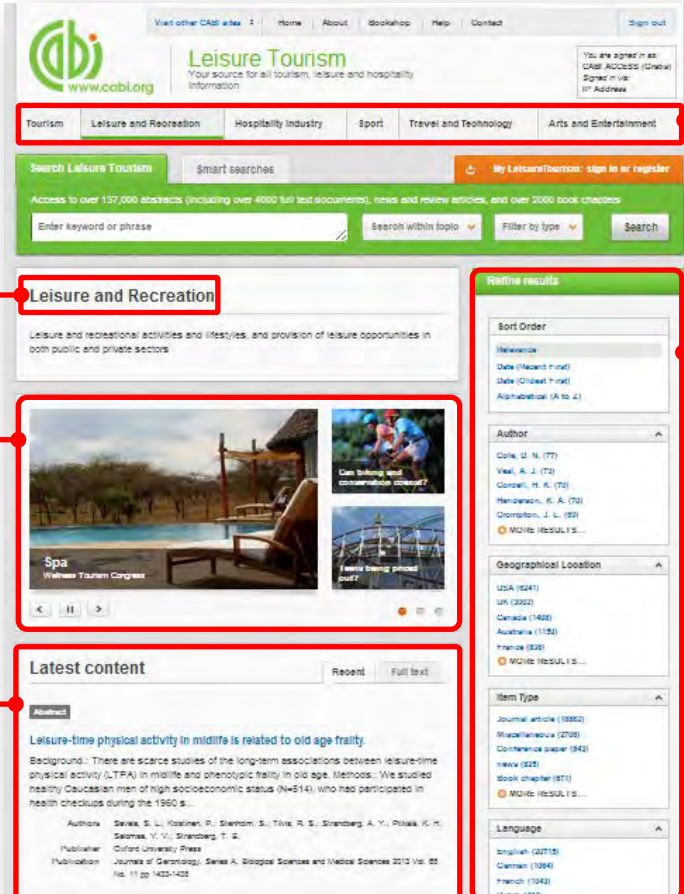
UU000 Social Sciences (General)	UU495 Conflict
UU100 Housing and Settlement	UU500 Women
UU150 Urban Regeneration	UU600 Leisure
UU200 Demography	UU610 Recreational Facilities and Management
UU250 Human Fertility	UU620 Recreation and Sport
UU300 Public Services and Infrastructure	UU625 Sport and Recreational Activities
UU350 Health Services	UU630 Arts, Entertainment and Cultural Heritage
UU360 Communication and Mass Media	UU640 Pastimes and Social Life
UU450 Community Participation and Development	UU670 Gardening, Landscaping and Landscapes
UU460 Community Development	UU700 Tourism and Travel
UU470 Participation and Self Help	UU800 Rural Sociology
UU480 Social Structure	UU850 Rural Development
UU485 Social Psychology and Social Anthropology	
UU490 Social Psychology and Culture	

The CABICODES can be searched just like any other field tag. Two field tags are assigned to the CABICODE field and these are described below. Please note, as other field tags these must be entered in lowercase

Field tag	Definition	Example
cc:	Allows users to search the index of the alphanumerical assigned code e.g. UU700	cc:UU700
cabicode:	Allows users to search both the alphanumerical assigned code index as above and the CABI code title index e.g. Tourism	cabicode:UU700 or cabicode:tourism

Topic pages

Topic pages enable you to focus searching on specific areas of Leisure and Tourism. The topic page can be selected from the horizontal menu bar shown in the screen shot below. These topic pages are structured in a similar format as the homepage but only include content items that refer to the selected topic. For example, the screen shot below shows the topic page for Leisure and recreation. Therefore the news carousel and the latest content section on the Leisure and recreation topic page will only show recent articles that refer to Leisure and recreation. The green underline in the horizontal topic page menu and the page title indicate which topic page you are currently viewing.



Topic page menu bar

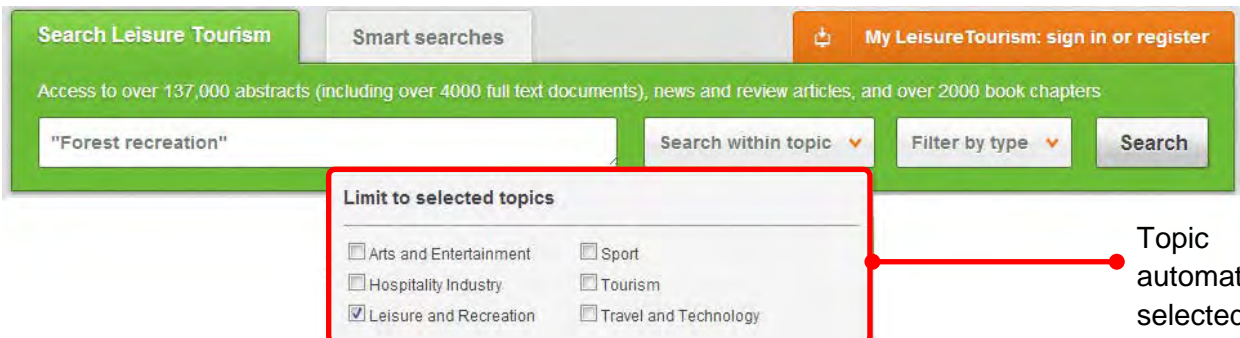
Topic page title

Latest news showing topic content

Latest content only showing for topic

Refine results pane

When conducting a search from a topic page, the relevant option is automatically selected from the topic filter section as shown below. This means that any search conducted from the topic page will limit searches to only content relating to that subject.



Search Leisure Tourism Smart searches My Leisure Tourism: sign in or register

Access to over 137,000 abstracts (including over 4000 full text documents), news and review articles, and over 2000 book chapters

"Forest recreation" Search within topic Filter by type Search

Limit to selected topics

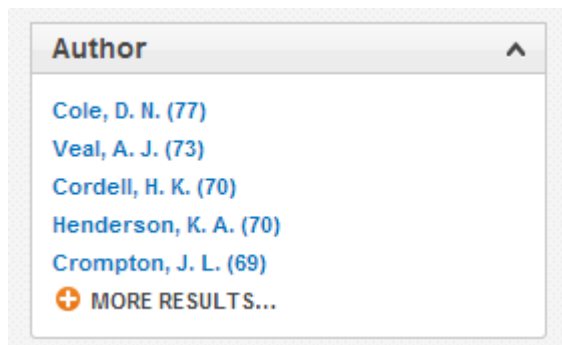
- Arts and Entertainment
- Sport
- Hospitality Industry
- Tourism
- Leisure and Recreation
- Travel and Technology


Topic automatically selected

Refine options

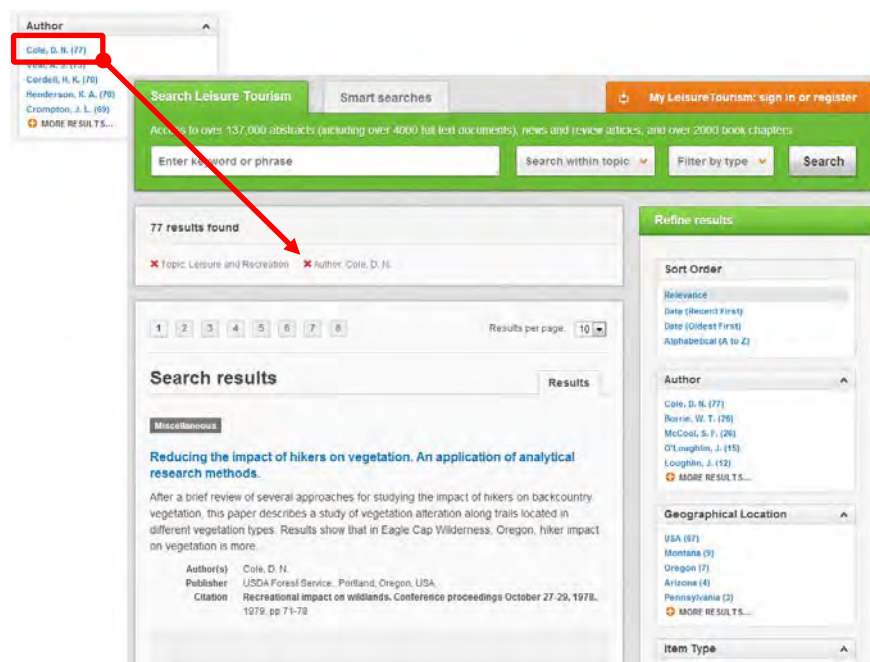
On the right side of the topic page there is a Refine results pane. This allows you to organise the display of the results alphabetically or by recency or relevancy. The refine pane also allows users to refine content even further using the following index fields:

- Author
- Geographic location
- Item type
- Language
- Organisms
- Subject topics



Each field is listed in a separate box in the refine results pane. These can be collapsed by using the  in the field box header. Blue text indicates the keyword and the bracketed number indicate the amount of records associated to it.

Clicking on a blue keyword conducts a search to return results specific to the selected topic and the relevant keyword from the associated field. For example, below we can see that by clicking on the author [Cole, D. N. \(35\)](#) listed in the author field box a filtered search is generated limiting results the author: "Cole, D.N.". This is displayed in the filter display at the top of the results page.



The screenshot shows the search results page for "Leisure Tourism". A red box highlights the "Author" field in the refine results pane, and a red arrow points from it to the search results. The search results show 77 results found, with filters for "Topic Leisure and Recreation" and "Author Cole, D. N.". The search results list includes a paper titled "Reducing the impact of hikers on vegetation. An application of analytical research methods." by Cole, D. N. The refine results pane on the right shows the "Author" field expanded, with "Cole, D. N. (77)" selected.


MyLeisureTourism

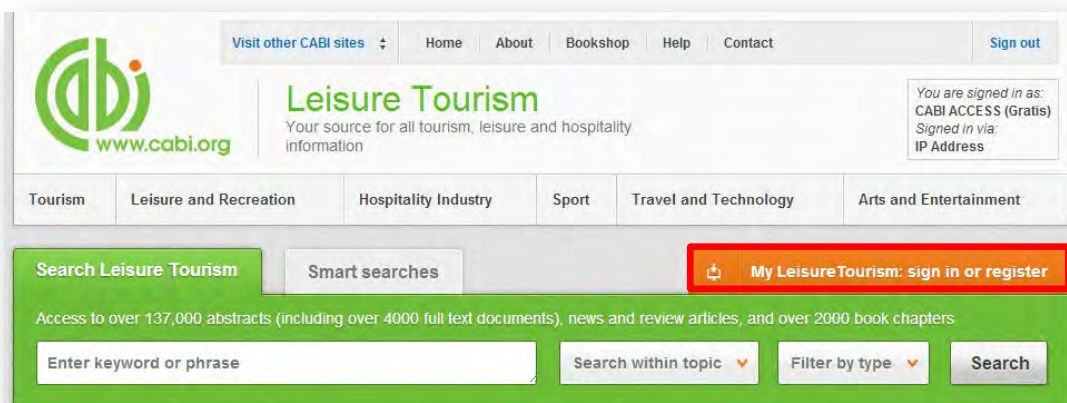
The MyLeisureTourism feature improves search functionality for users allowing users to:

- Combine and save searches
- Save records
- Export citations
- Create Alerts

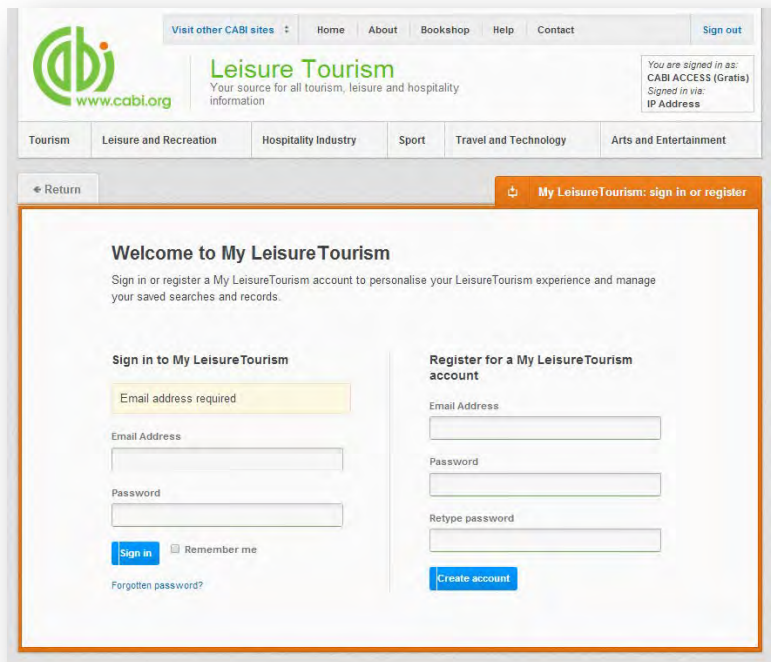
To gain the full functionality of MyLeisureTourism and for the system to record and recall your searching activity you must be signed in. It is therefore recommended that you sign-in to MyLeisureTourism at the beginning of all your search sessions on LeisureTourism.

Creating a MyLeisureTourism account

Before you can access the features of MyLeisureTourism you first need to create an account. Click on the  button in the top-right hand corner of the search box as shown below:



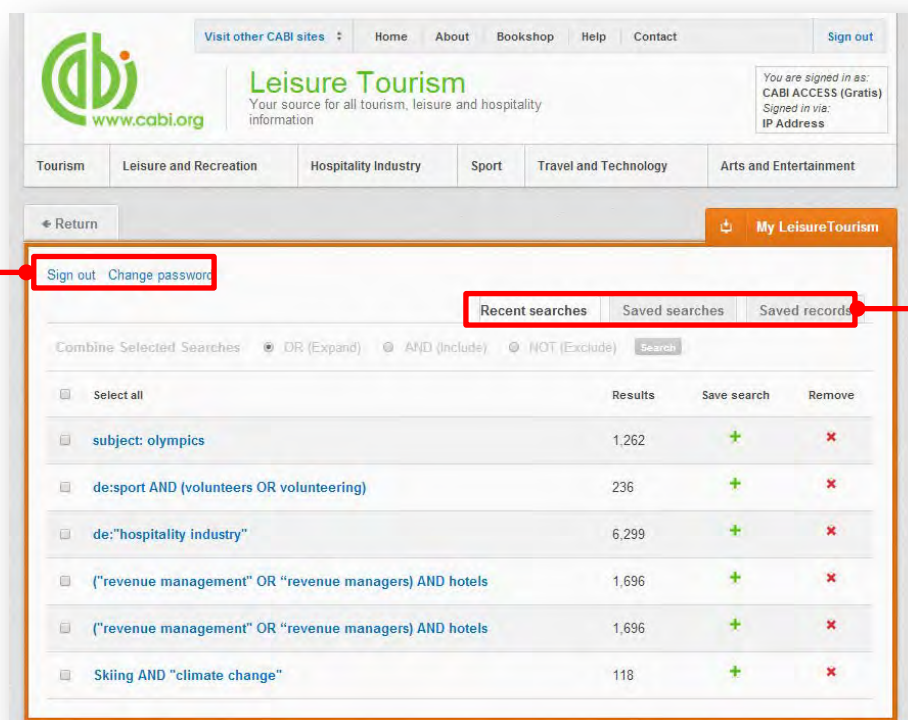
This will direct you to the sign-in page as shown below. The right hand side of the page allows new users to register an account. The left hand side of the page allows users already registered to sign in. Once registered, fill in your unique credentials to sign-in.



Below shows the MyLeisureTourism page. At the top of the display box are the different tabs to display the different types of search activities. By default the display automatically shows the recent searches that you have conducted. To the left hand side of the page there is also an option to sign-out or change your account password. To permanently remove a search from your recent search display click on remove button



Sign out/
Change
password

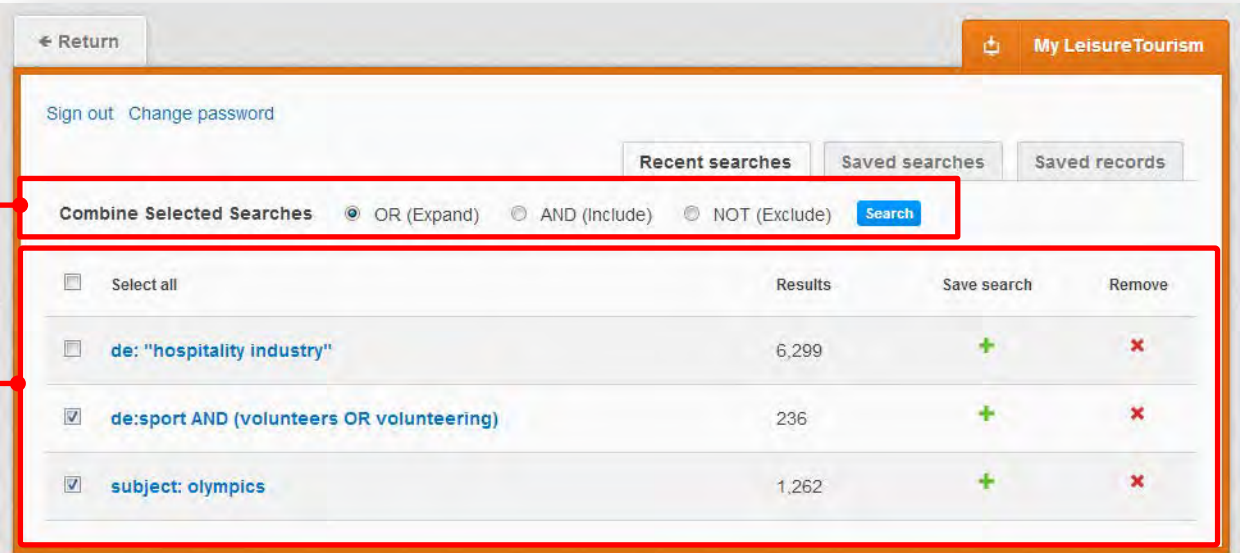


Display
tabs

Combining searches

Combined searches are a useful tool for when compiling long and complex search strings which contain multiple Boolean operators and parentheses. To simplify the process and minimise the chance of input errors this function allows the user to perform two or more separate searches and combine them with either the AND, OR and NOT Boolean operators.

In the example below we can see in the recent search tab two relatively complex searches have recently been conducted. These two have been selected using the checkbox and the AND Boolean operator has been chosen from the combined search options. You can also see these searches have been filtered to certain criteria as explained [previously](#).

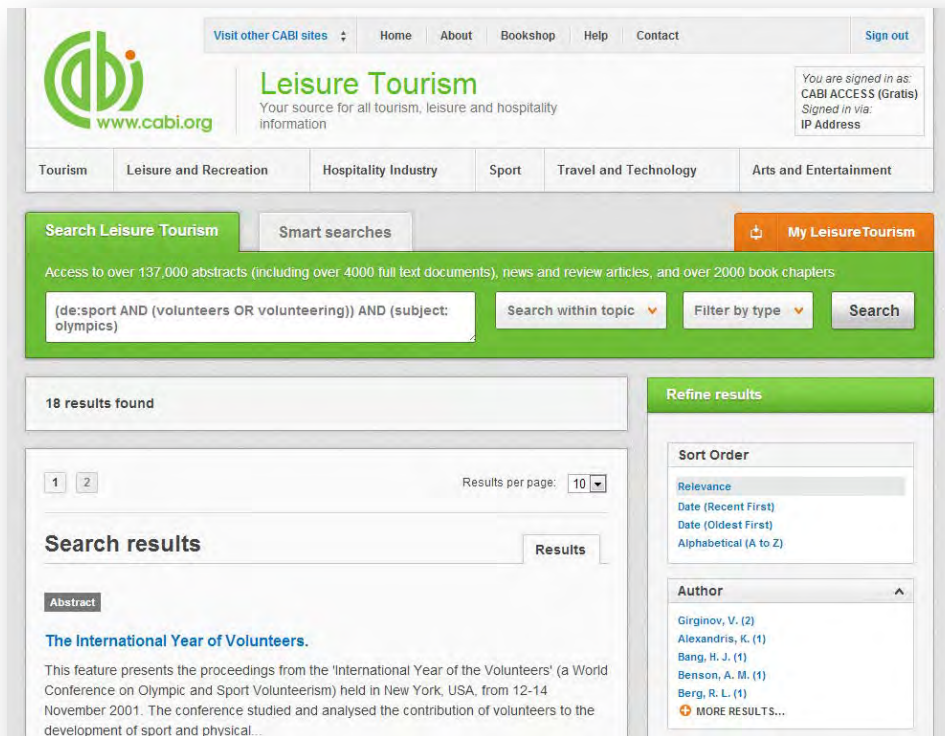


Combining options


Selected searches

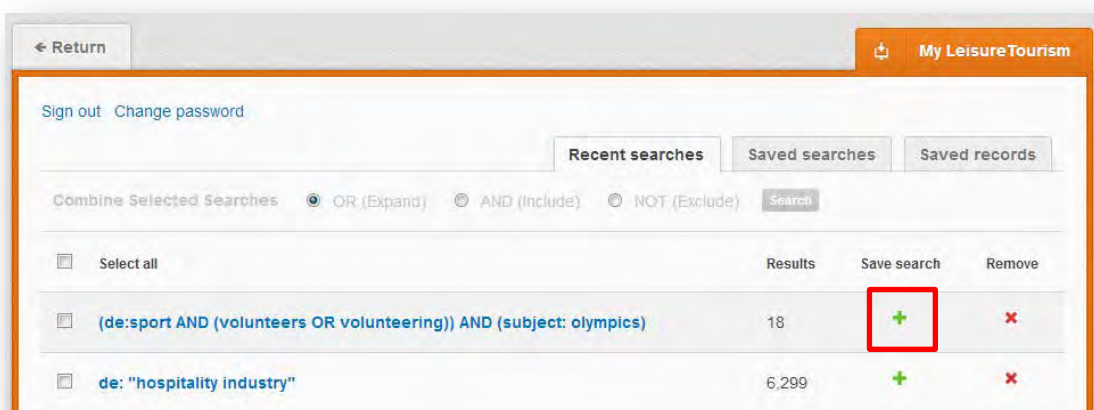
Select all	Results	Save search	Remove
<input type="checkbox"/>	6,299	+	×
<input checked="" type="checkbox"/>	236	+	×
<input checked="" type="checkbox"/>	1,262	+	×

Once your options have been selected perform the search by clicking the [Search!](#) button. This will conduct the search and direct you to the results page as shown below. You can see that the search string of the two combined searches is displayed in the search box. By combining this search with the AND operator we have limited the results further to only return 8 records but alternatively by using this feature with the OR operator the we can also expand results.

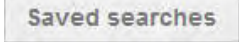



Saving searches and creating alerts

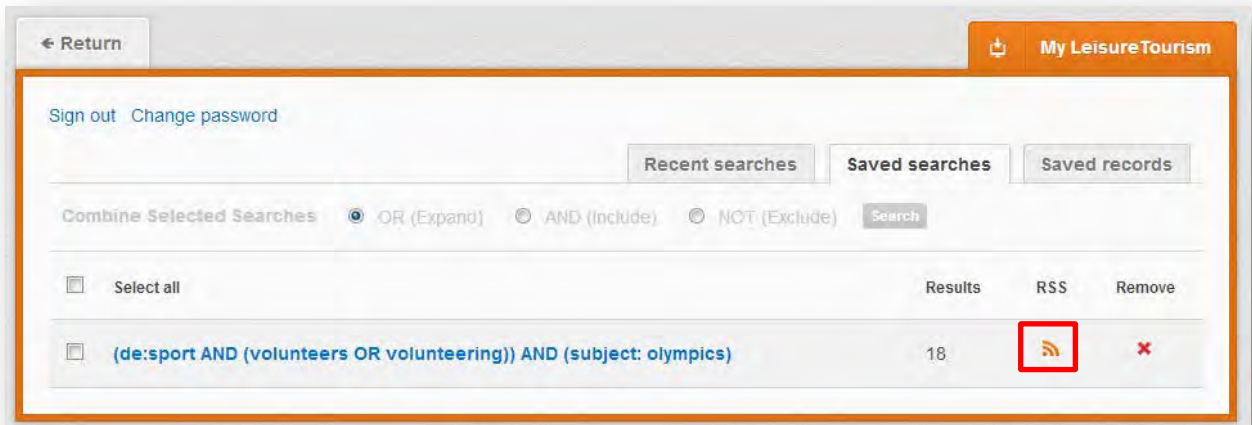
For searches you would like to run on a regular basis, users can save searches for future reference by using MyLeisureTourism. To save a search visit the recent search tab from the MyLeisureTourism page and click on the save search button 




Select all	Results	Save search	Remove
<input type="checkbox"/>	18	+	×
<input type="checkbox"/>	6,299	+	×

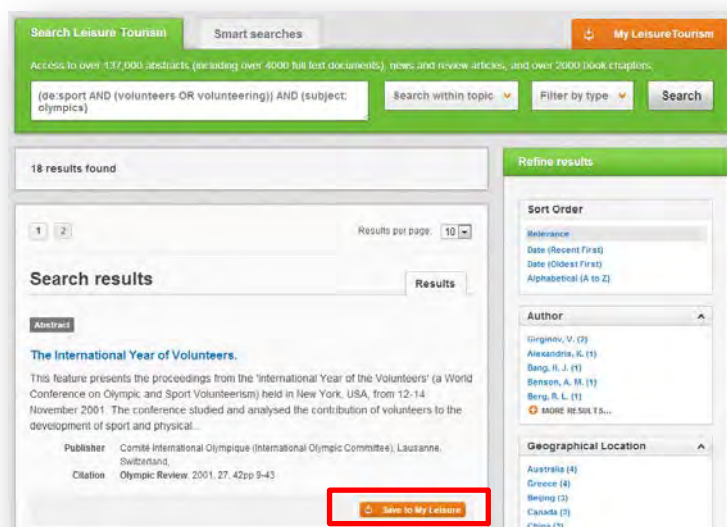
To view your saved searches click on the saved searches tab . The saved searches tab allows the user to conduct a saved search by clicking on the blue

search string displayed. For each saved search there is also an option to set up an RSS feed which automatically notifies the user when new records relating to that search string are added to the LeisureTourism site. These notifications can be viewed through all RSS readers such as Microsoft Outlook and Feedly. To find out more about RSS and how to setup an account with an RSS reader [read more here](#). To set up an RSS feed for your search string click on the RSS feed button 



Saving and exporting records

The MyLeisureTourism tool also allows you to save individual article records for future reference and export these to reference management software to create your own bibliographies or reference lists. To save a record to the saved records repository you must first be signed into the MyLeisureTourism tool before conducting searches. When signed in and a search has been conducted each record in the displayed results will have a  button associated. Click this button to save the record.



To view your saved records click on the saved records tab **Saved records**. This will display the title of all saved records. To view a specific record, click on the title. Records can be removed individually by using the **x** button. To delete multiple records check the boxes next to the records and click the **x Remove records** button as shown below.

Citations can also be exported to reference management software in a RIS file format. To export citations, select the records you would like to be included in the reference list using the checkbox and click the **Export citations** button as shown below.



The screenshot shows a web interface for 'My Leisure Tourism'. At the top right, there is a user profile icon and the text 'My Leisure Tourism'. Below this, there are links for 'Sign out' and 'Change password'. A navigation bar contains three tabs: 'Recent searches', 'Saved searches', and 'Saved records'. Below the tabs, there are two buttons: 'x Remove records' and 'Export citations', which are highlighted with a red box. Below the buttons is a table of saved records. The table has a 'Select all' checkbox on the left and a 'Remove' button on the right. The records listed are:

Record Title	Action
<input type="checkbox"/> Select all	Remove
<input checked="" type="checkbox"/> Characteristics and motivations of sports officials in the province of Québec.	x
<input checked="" type="checkbox"/> It's all about the Games! 2010 Vancouver olympic and paralympic winter games volunteers.	x

Appendix A: Search techniques

Search technique	Example	Description	Function	Reason to use
Single word search	<input type="text" value="Volunteering"/>	Searches using a single word term	Returns a broad range of results for a particular word/topic	Provides a broad overview of a scientific area of interest
Boolean search	<input type="text" value="Volunteering AND Tourism"/>	Searches using the operators AND, OR and NOT	Performs searches on multiple concepts that provides specific keyword searching for an area of interest that can include or exclude other concepts.	Allows the user to conduct more controlled searching. Can be used to omit homophones
Phrase searching	<input "="" type="text" value='"Volunteering tourism'/>	Use quotation marks before and after a multiple word phrase	Returns results only containing the entire phrase	Narrows searching to records that only contain the whole phrase
Parentheses	<input (europe="" and="" france)"="" or="" tourism"="" type="text" value='"Volunteering tourism" AND (Europe OR France)"/></td> <td>Searches using keywords, Boolean operators and parentheses.</td> <td>Used for searches that contain multiple Boolean operators to define the correct search logic</td> <td>Refines searches with Boolean operators further to provide limited search results</td> </tr> <tr> <td>Truncation & wild cards</td> <td><input type="text" value=' volunteer*=""/>	Uses the symbols * and ? in keyword search	Using the * returns results with different word stems for the root word Using the ? symbol allows users to specify unknown characters	The * allows users to broaden results to keywords with differing word stems e.g. pop* = popular, population, etc. The ? returns results using a keyword that may differ in spelling

