

# CABI Training Materials

## Animal Health and Production Compendium (AHPC)

### User Guide

# Contents

Introduction .....	3
Accessing AHPC .....	4
By IP Address: .....	4
Navigating the interface.....	5
Smart Searches .....	6
Simple site searches .....	7
Conducting general site searches .....	7
Conducting filtered site searches .....	7
Viewing search results .....	8
Ordering results.....	8
Faceted searching.....	9
All content faceting:.....	9
Datasheets .....	12
Lists and intuitive linking .....	12
Generate report.....	13
Bibliographic records and full text .....	14
Advanced Searching .....	15
Content pages.....	19
MyAHPC .....	20
Creating a MyAHPC account .....	20
Combining searches .....	22
Saving searches and creating alerts .....	23
Saving and exporting records .....	24
Appendix A: Search techniques .....	25
Appendix B: Datasheet types .....	26

The Animal Health and Production Compendium (AHPC) is an encyclopaedic, mixed-media, one-stop shop for information on animal diseases, their pathogens and vectors, as well as animal husbandry, genetics and nutrition of livestock and poultry species and breeds. In recognition of their close association, the Compendium links knowledge on health, disease, food safety and quality, and husbandry aspects of livestock and poultry production. The AHPC includes the following information resources:

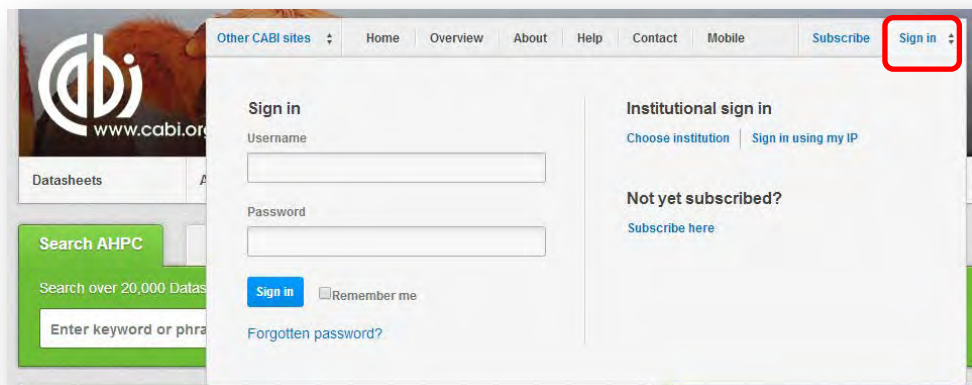
- Datasheets:* Compiled by experts, datasheets provide encyclopaedic reference material on animal diseases, pathogens, disease viewers, livestock and poultry species and breeds. They contain detailed information on food safety and quality of livestock and poultry products throughout the food management chain
- Abstracts records:* Indexed records from the CAB Abstracts database relating to the subject of animal science and veterinary medicine
- Full text articles:* Links to the complete scientific record for scholarly articles hosted on the CAB Abstracts database
- Library:* The Library documents include original texts compiled by experts for the compendium across a range of topics including food products, husbandry, production, breeding and nutrition of food animals. It also includes a substantial collection of book chapters and electronic resources.
- Glossary:* Includes 30,000 definitions from Balliere's Comprehensive Veterinary Dictionary (3rd Edition), over 10,000 terms from the World Dictionary of Livestock Breeds, Types and Varieties, and 1800 terms from CABI's Encyclopaedia of Farm Animal Nutrition.

The following guide has been designed for all users of the AHPC to highlight various features available and enable our customers to easily navigate the interface. It will also introduce the various search techniques for new users of online databases and explain various strategies that can be used when searching to return the most relevant results.

# Accessing AHPC

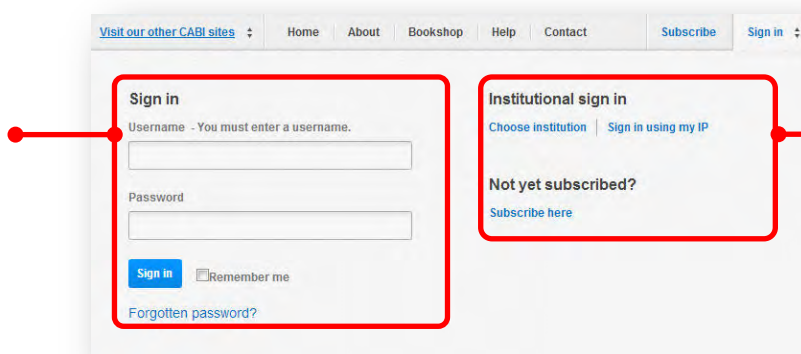
AHPC is a web-based interface. To access the site visit [www.cabi.org/AHPC](http://www.cabi.org/AHPC)

To sign in to the AHPC click on the [Sign in](#) button situated in the site menu as shown below:



There are two ways to login to the database depending on the access options your account has:

Personal  
credentials



IP address  
recognition

## By Personal credentials:

If you requested access to the site by a username and password please enter this in to the login box situated in the top left hand corner of the webpage.

## By IP Address:

If your institution has a subscription to AHPC and you are accessing through your institutions network, the AHPC platform will recognise your IP address as a registered user and automatically log you on to the site. If you aren't automatically recognised click the [Sign in using my IP](#) button.

# Navigating the interface

The AHPC interface has been designed to enable quick and comprehensive content searches. Below shows an image of the AHPC homepage and the various features displayed.

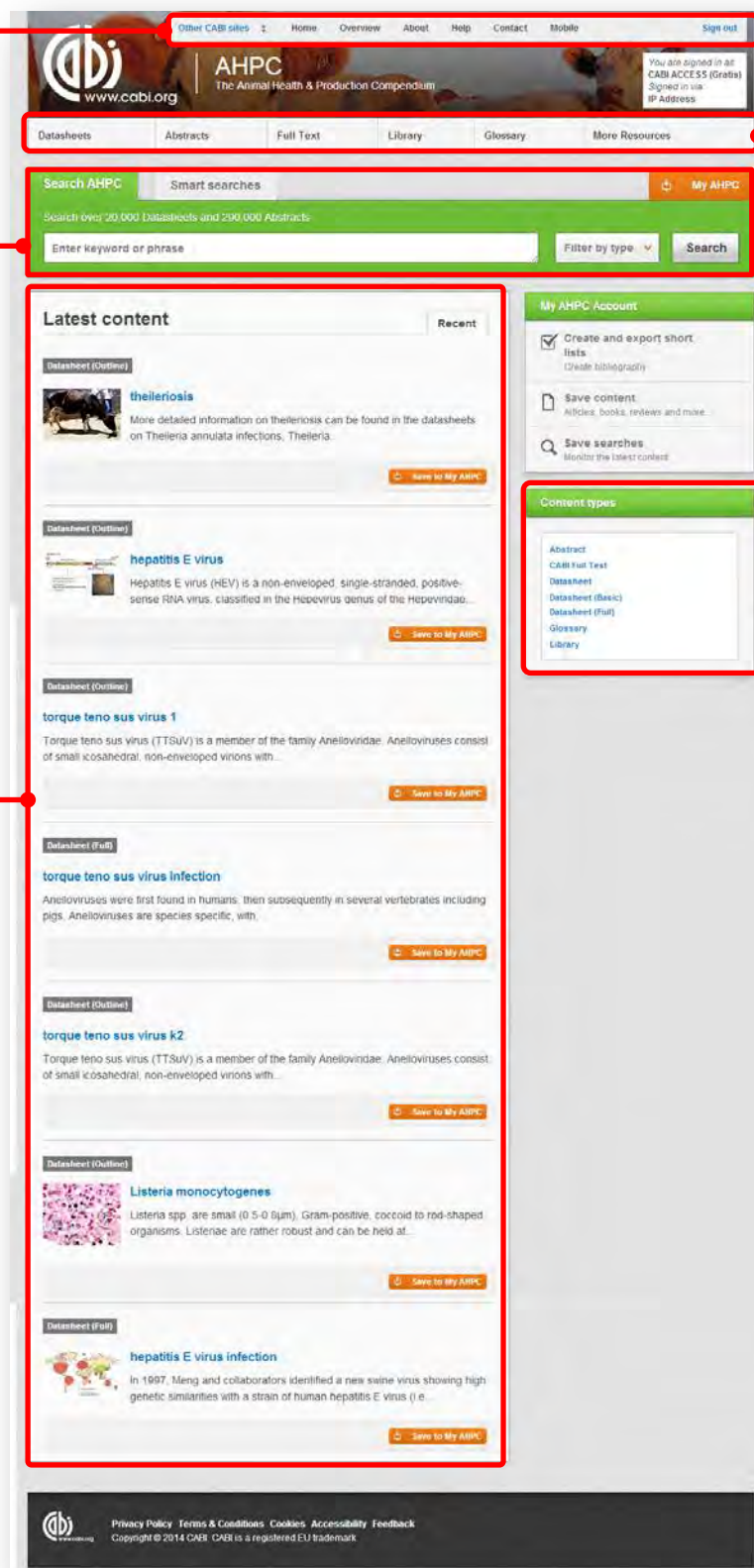
Site menu

Search bar

Content pages

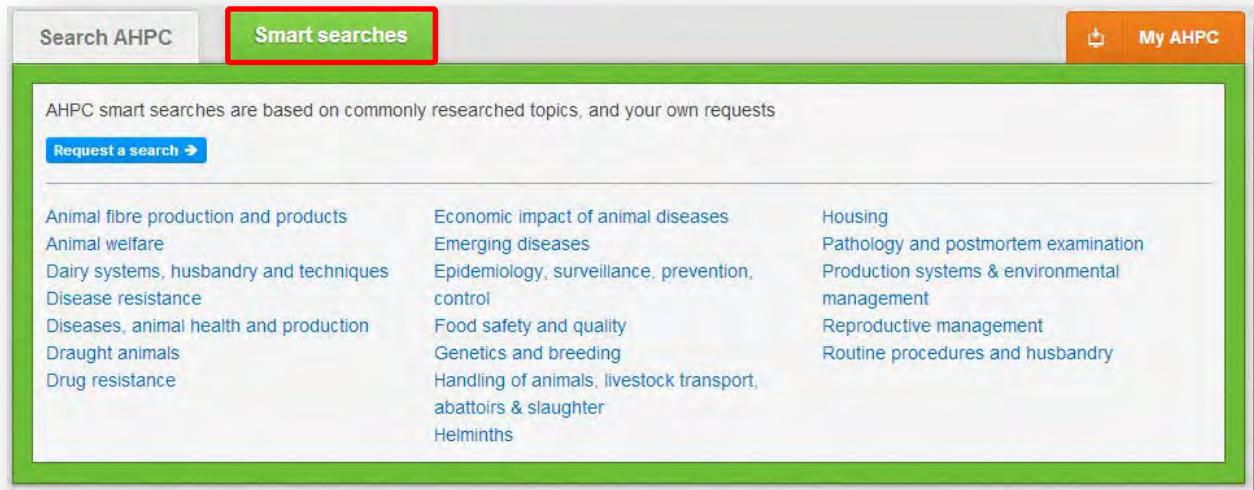
Latest indexed articles

Type of content materials

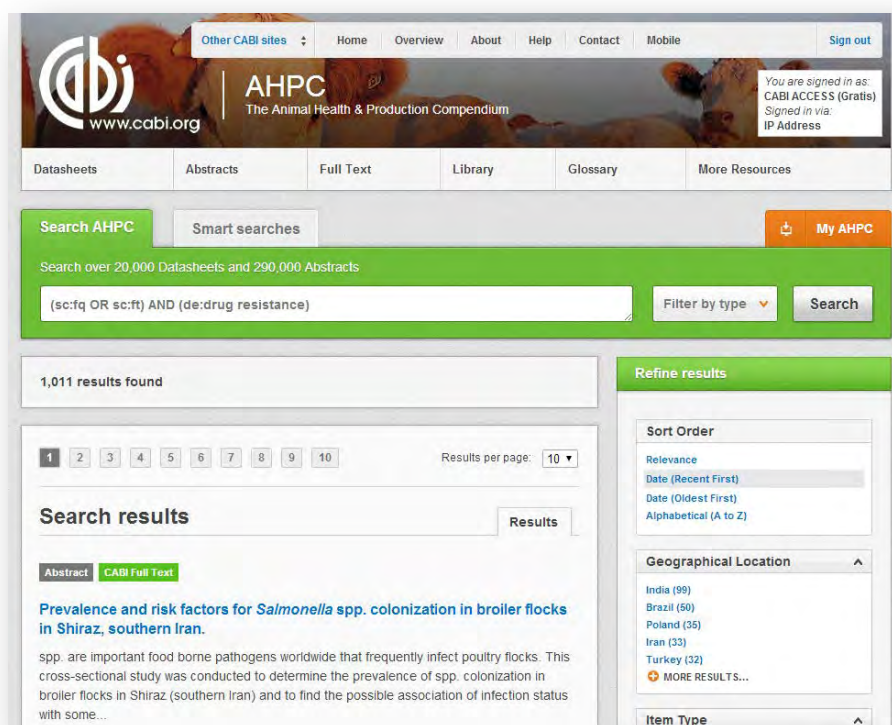


## Smart Searches

To help you search for literature in common or key topics of interest our subject experts have created predefined search strings. These have been created using complex search techniques such as field tags and multiple Boolean operators to return the most relevant results. To access the Smart searches click on the **Smart searches** tab above the search box as shown below.



This will show you a list of smart searches that are available. To conduct a smart search click on the topic of your choice. The screenshot below shows you the results for the smart search “Drug resistance”




To narrow results further you can either use the refine panel to the right hand side of the page or add terms manually to the end of the predefined search string.

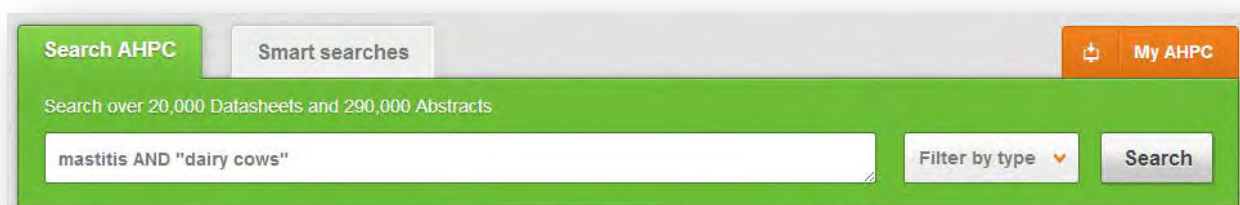
## Simple site searches

AHPC offers a simple site search using a variety of basic search techniques to search content across the whole of the site such as Boolean operators and Phrase searching. These search techniques can be found in the [search techniques reference table](#).

## Conducting general site searches

A general site search conducts a search across all the various types of content and topics available in AHPC. It will return a broad range of search results that will include all material types from all subject areas. It can be a useful place to begin a search.

To conduct a general site search enter your search terms in to the search box located in the search bar of the home page and click the  button as shown below:

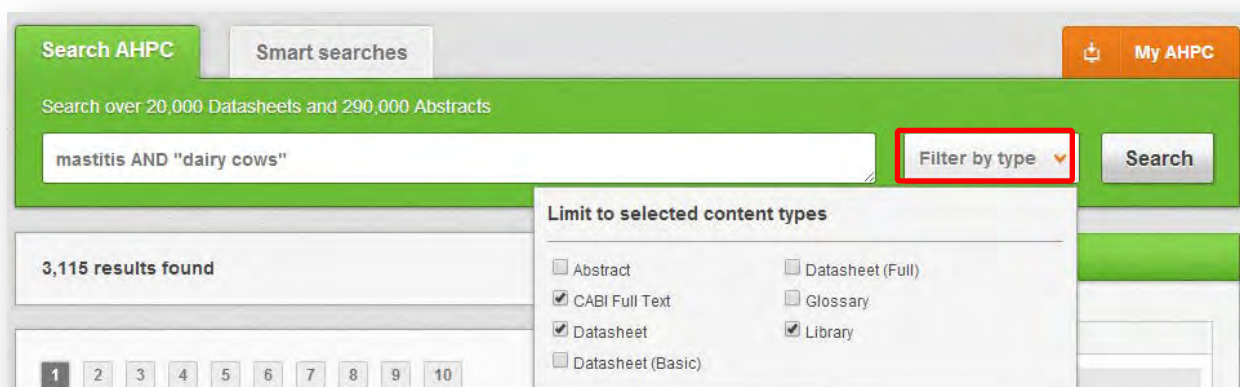


The screenshot shows the AHPC search interface. At the top, there are tabs for 'Search AHPC' (selected), 'Smart searches', and 'My AHPC'. Below the tabs, it says 'Search over 20,000 Datasheets and 290,000 Abstracts'. The search box contains the text 'mastitis AND "dairy cows"'. To the right of the search box is a 'Filter by type' dropdown menu and a 'Search' button.

## Conducting filtered site searches

A filtered site search can be used to limit a search to types of content hosted on the AHPC site. This will return a narrower range of search results and is particularly useful if you are trying to limit to specific material types.

To conduct a filtered site search enter your search terms in to the search box located in the search bar of the home page. Click on the filter options to the right of the search box and select the categories you would like to limit the search to. The ☒ indicates which categories have been selected. Below shows an example:

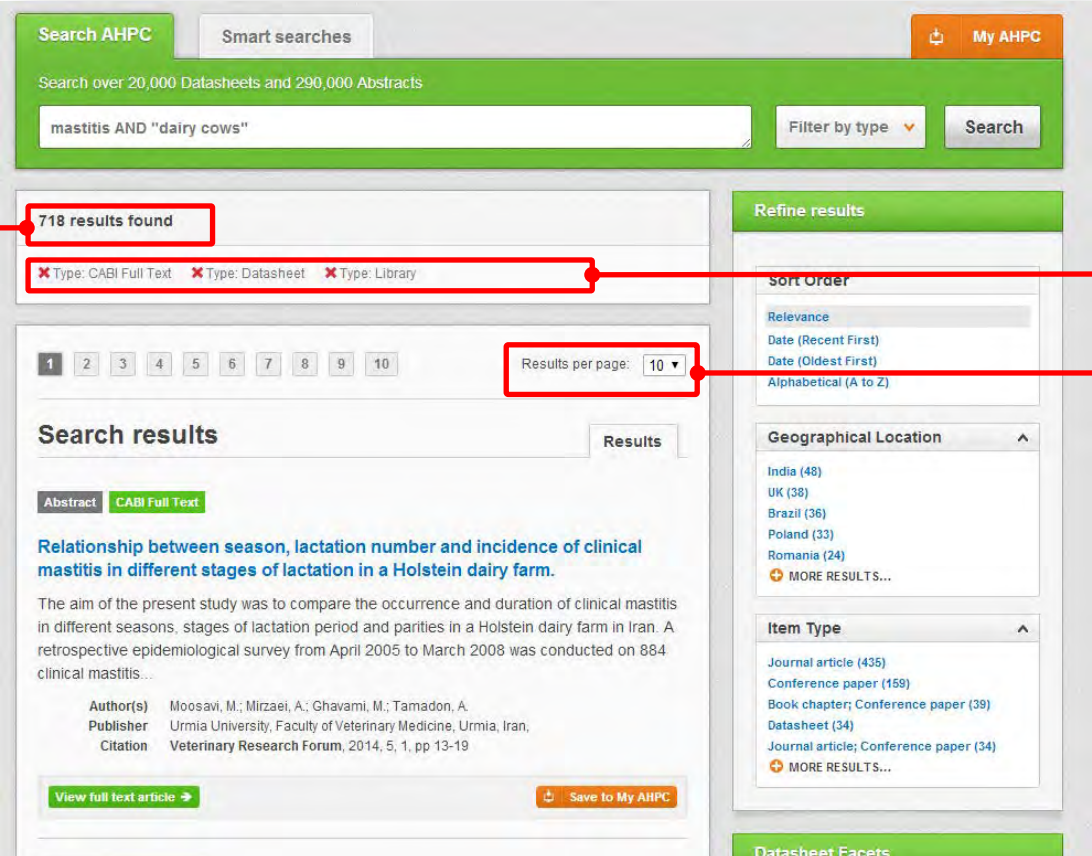


The screenshot shows the AHPC search interface with a dropdown menu open for 'Filter by type'. The dropdown is titled 'Limit to selected content types' and lists several options: Abstract, CABI Full Text (checked), Datasheet (checked), Datasheet (Basic), Datasheet (Full), Glossary, and Library (checked). The search box still contains 'mastitis AND "dairy cows"'. Below the search box, it says '3,115 results found'. At the bottom of the search bar, there are numbered tabs from 1 to 10.

Once selected click the  button.

## Viewing search results

The returned results will be displayed on the search results page as shown below. The figure below the search box indicates the number of returned results from your search string query. Below this will show any filtered categories that were selected for the search. To remove the filters simply click the **X** next to the filtered term. At the top and bottom of the search results screen there are also options to vary the number of records displayed on the current page.



The screenshot shows the CABI AHPC search results page. The search query is "mastitis AND 'dairy cows'". The results section shows 718 results found. The results are displayed in a list format, with the first result highlighted. The results are sorted by Relevance. The results are displayed in a list format, with the first result highlighted. The results are sorted by Relevance. The results are displayed in a list format, with the first result highlighted. The results are sorted by Relevance.

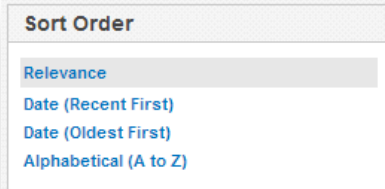
Number of records

Filter display

Records display options

## Ordering results

Results can be displayed either by most relevant records to your search, by publication date or by an alphabetical list records based on the article title. The sorting options can be found in the panel to the right of the results.



Sort Order

- Relevance
- Date (Recent First)
- Date (Oldest First)
- Alphabetical (A to Z)

Below shows an example of an article header from the returned results. You can see the resource type, the article title, the leading sentence of the article abstract and further bibliographic information for the record. If the full text article is available the [View CABI full text →](#) button is displayed which gives access to the full text article.



**Resource type** points to the **Abstract** and **CABI Full Text** tabs.

**Record title** points to the article title: **Relationship between season, lactation number and incidence of clinical mastitis in different stages of lactation in a Holstein dairy farm.**

**Abstract introduction** points to the first sentence of the abstract: **The aim of the present study was to compare the occurrence and duration of clinical mastitis in different seasons, stages of lactation period and parities in a Holstein dairy farm in Iran. A retrospective epidemiological survey from April 2005 to March 2008 was conducted on 884 clinical mastitis...**

**Bibliographic information** points to the **Author(s)**, **Publisher**, and **Citation** fields.

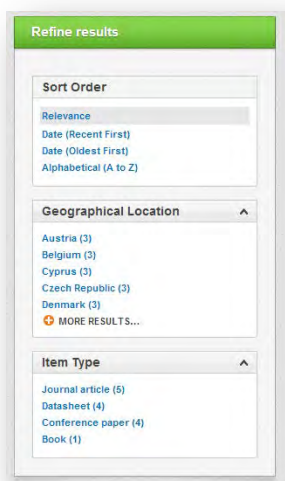
**Link to full text** points to the **View full text article →** button.

<b>Author(s)</b>	Moosavi, M.; Mirzaei, A.; Ghavami, M.; Tamadon, A.
<b>Publisher</b>	Urmia University, Faculty of Veterinary Medicine, Urmia, Iran,
<b>Citation</b>	Veterinary Research Forum, 2014, 5, 1, pp 13-19

## Faceted searching

On the right side of the results page there is a refine results pane to allow you to narrow results further according to content types and indexing keywords. For general site searches across the site the refine panel is split into three sections:

### All content faceting:



**Refine results**

**Sort Order**

- Relevance
- Date (Recent First)
- Date (Oldest First)
- Alphabetical (A to Z)

**Geographical Location**

- Austria (3)
- Belgium (3)
- Cyprus (3)
- Czech Republic (3)
- Denmark (3)
- MORE RESULTS...

**Item Type**

- Journal article (5)
- Datasheet (4)
- Conference paper (4)
- Book (1)

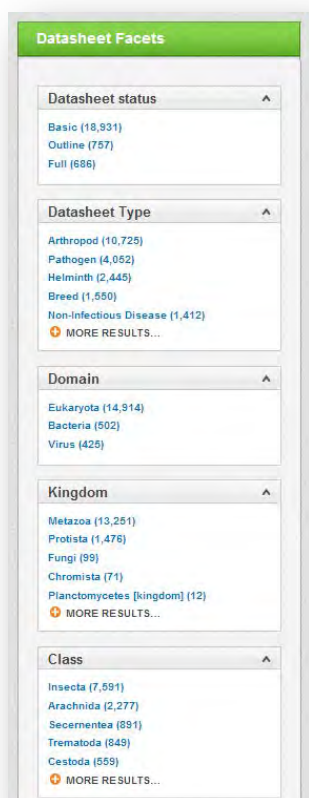
### Geographical location:

Filters results to only show records that refer to particular geographical regions.

### Item type:

Filter results to only display particular material/content types

### Datasheet faceting (only applicable to results containing datasheets):



### Datasheet status:

Filter results to display either basic or full datasheets.

### Datasheets type:

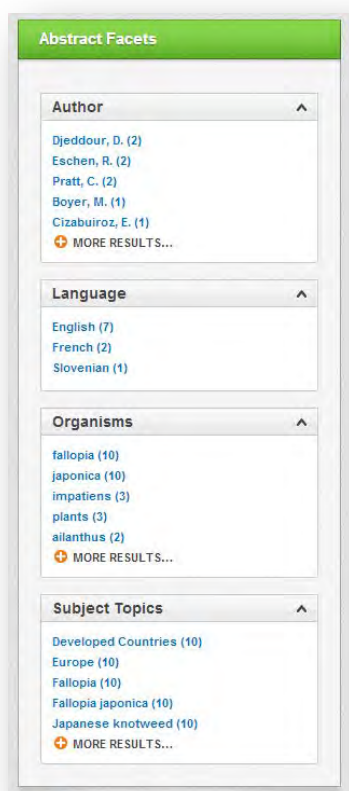
Filter results to display particular datasheet type.

### Organism categories:

Filter results to display datasheets relating to particular organism categories split by the following taxonomic rank:

- Domain
- Kingdom
- Phylum
- Subphylum
- Class

## Abstract facets (only applicable to bibliographic records and full text):



Limit results to literature written by a particular primary, secondary or associated authors

### Language:

Limit results to display records originally written in a particular foreign language. A English abstract is provided for over 97% of the content indexed by CABI

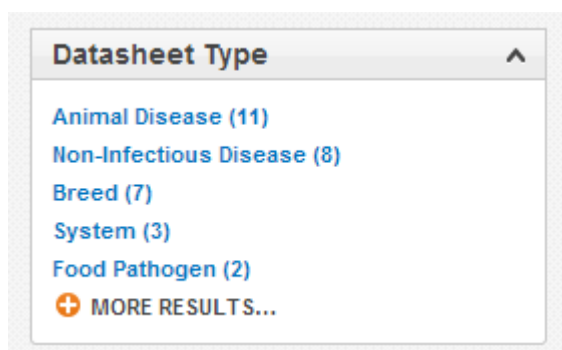
### Organisms:


Limits results to display only specific organisms or taxonomic group as according to CAB Thesaurus indexing

### Subject topics:

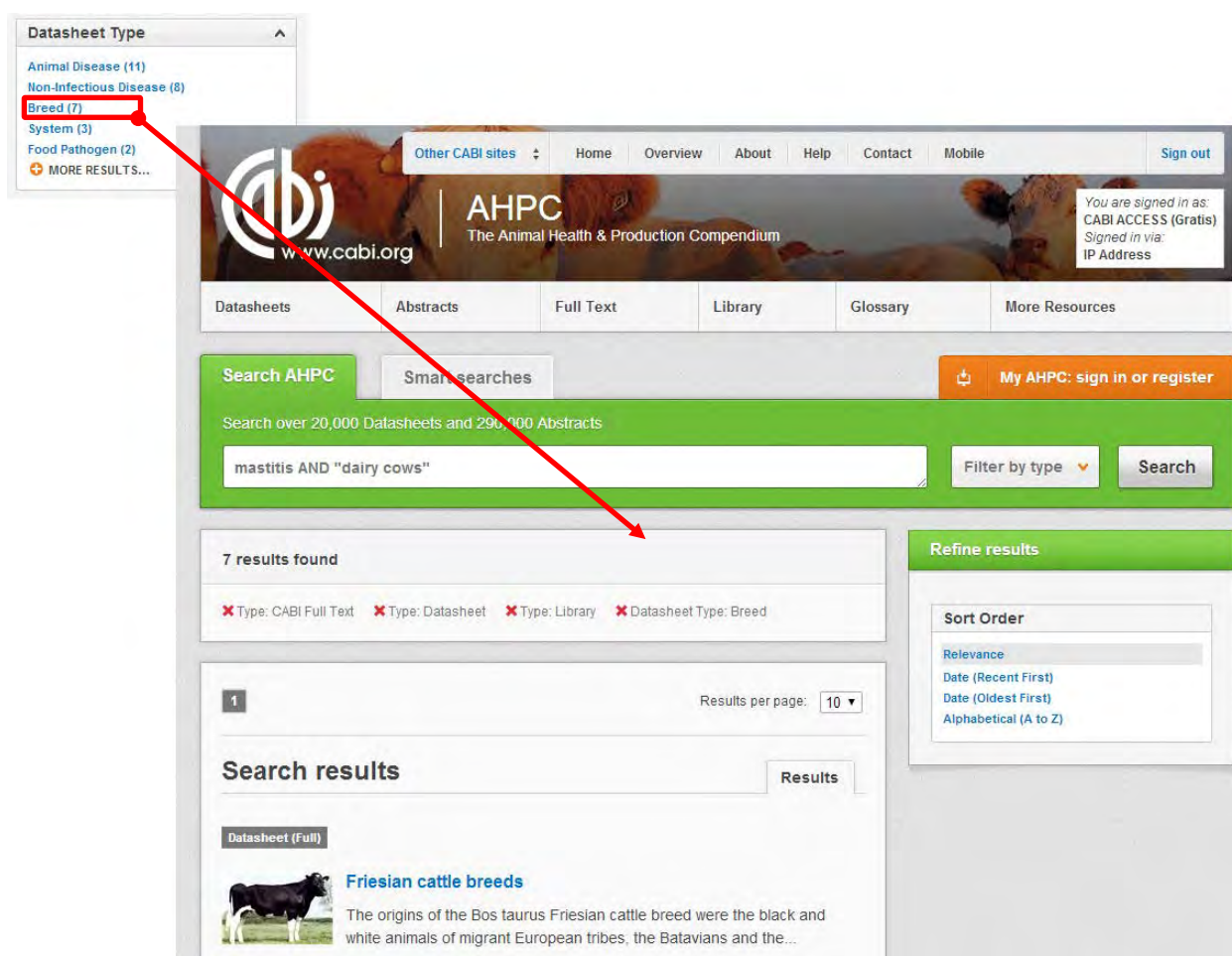
Limit results to display only records that have specific keywords indexed. These keywords are assigned to the subject super index that encompasses CABI's five metadata fields.

**Author:**



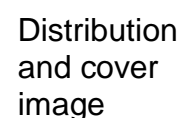
For all refine options each field is listed in a separate box. These can be collapsed by using the  in the field box header. Blue text indicates the keyword and the bracketed number indicates the amount of records associated to it.

Clicking on a blue keyword conducts a search to return results specific to the selected topic and the relevant keyword from the associated field. For example, below we can see that by clicking on the datasheet [Breed \(7\)](#) listed in the datasheet type field box a filtered search is generated limiting results to only records of this type. This is displayed in the filter display at the top of the results page.



The screenshot shows the CABI AHPC website interface. At the top, there's a navigation bar with links like 'Home', 'Overview', 'About', 'Help', 'Contact', 'Mobile', and 'Sign out'. Below this is a search bar with the text 'mastitis AND "dairy cows"'. To the right of the search bar is a 'Filter by type' dropdown and a 'Search' button. Below the search bar, it says '7 results found'. On the right side, there's a 'Refine results' section with a 'Sort Order' dropdown menu showing options: 'Relevance', 'Date (Recent First)', 'Date (Oldest First)', and 'Alphabetical (A to Z)'. On the left side, there's a 'Datasheet Type' filter box with a red box around 'Breed (7)'. A red arrow points from this box to the 'Breed' filter in the search results. The search results show a list of results, with the first one being 'Friesian cattle breeds'.

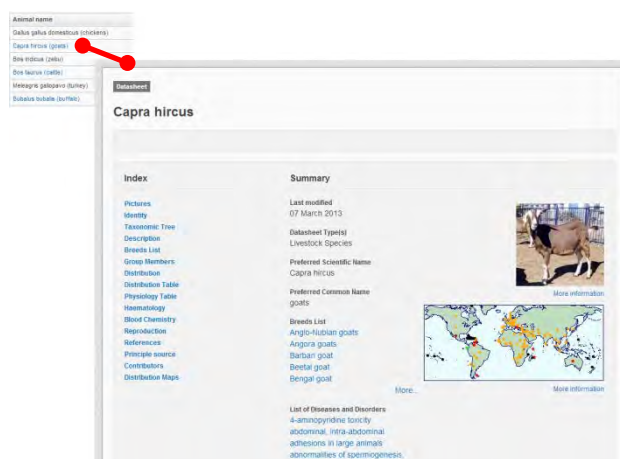
[Index menu](#)



## Summary information

Generate report

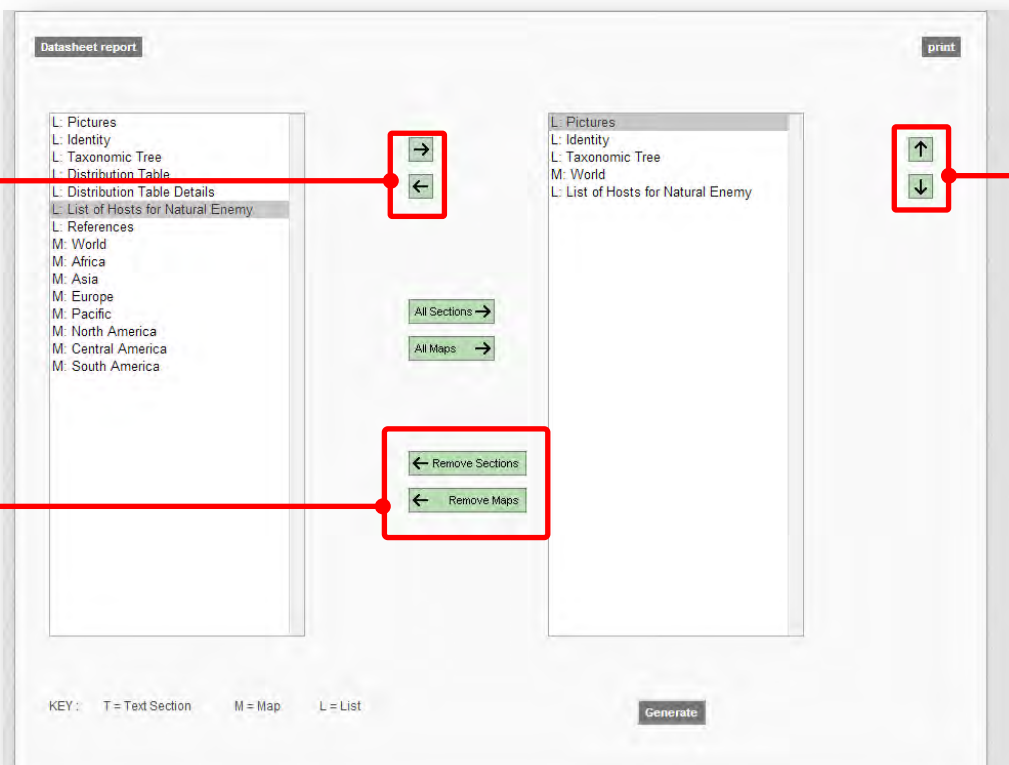
One of the aims of the Compendium is not to be just a flat, encyclopaedic reference, but to offer dynamic linking to influence problem solving and information gathering. Different datasheets have been designed to accumulate useful lists of related information that are specific to each datasheet type. Intuitive linking has been used in these lists to link content. For example, from the natural enemies list taken from the *Friesian cattle breeds* datasheet we can link out to a datasheets on *Aeromonas hydrophila*



## Generate report

The report function allows users to create bespoke reports from the various components of a datasheet available (texts, tables, maps and pictures). These bespoke reports can then be printed or pasted in to other documents. This can provide users with useful printed reference materials that can be used in presentations, as study support materials or practical field reference notes. This is especially useful for users in countries or regions with limited internet access.

To generate your own report click on the **Generate report** button located at the top of the datasheet. This will display the report page as shown below and allow users to select specific sections from the datasheet. The left hand column shows the title of the sections available and indicates the type of section it is (T = text, L = List, and M = Map). The right hand column displays the information sections you have selected to be included in your report. To include a information section in your report select the section of interest from the left hand column and click the **→** button to move it to the right hand column. To remove a section from your report simply select the section and click the **←** to remove it from your report column. The **↑** and **↓** buttons can be used to change the order of information sections in your report.



The screenshot shows the 'Datasheet report' interface. On the left, a list of sections is available, including 'L: Pictures', 'L: Identity', 'L: Taxonomic Tree', 'L: Distribution Table', 'L: Distribution Table Details', 'L: List of Hosts for Natural Enemy', 'L: References', 'M: World', 'M: Africa', 'M: Asia', 'M: Europe', 'M: Pacific', 'M: North America', 'M: Central America', and 'M: South America'. In the center, there are buttons for 'All Sections →', 'All Maps →', '← Remove Sections', and '← Remove Maps'. On the right, a list of selected sections is shown, including 'L: Pictures', 'L: Identity', 'L: Taxonomic Tree', 'M: World', and 'L: List of Hosts for Natural Enemy'. At the bottom, there is a 'Generate' button and a key: 'T = Text Section', 'M = Map', 'L = List'.

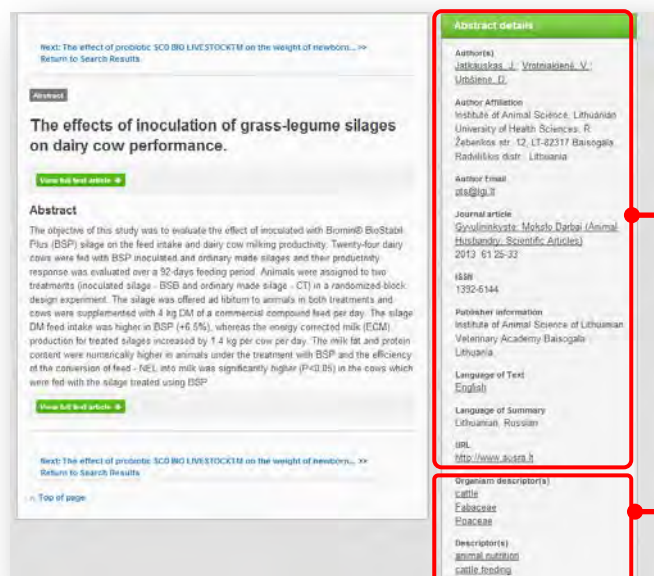
Annotations with red lines point to specific features:

- Include/remove individual sections:** Points to the **→** and **←** buttons in the center.
- Include/remove multiple sections:** Points to the **← Remove Sections** and **← Remove Maps** buttons in the center.
- Change section order:** Points to the **↑** and **↓** buttons on the right side of the selected sections list.

There are options to add or remove multiple groups of maps and information sections using the buttons as indicated above. Once you have selected all the sections you require click the **Generate** button.

## Bibliographic records and full text

To view a records full bibliographic information click the article title in the results list to see the full record page.

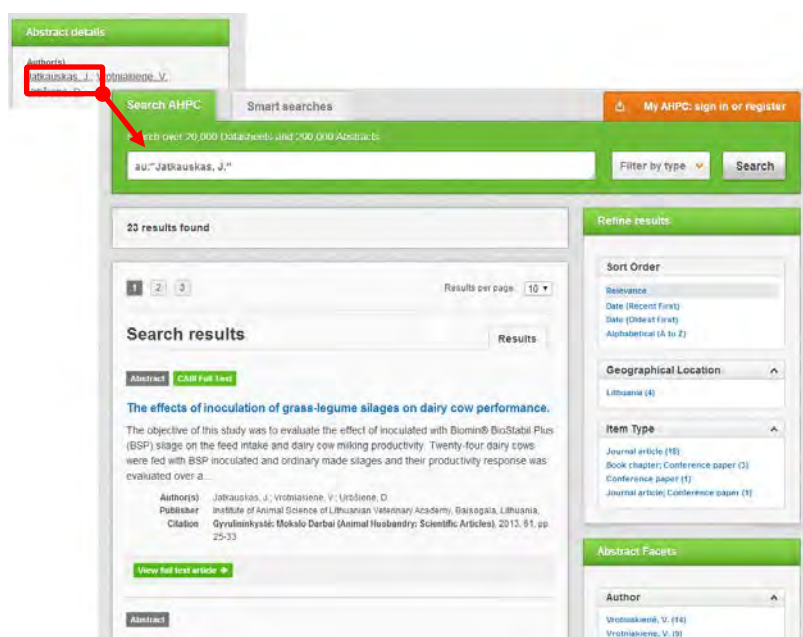


**Bibliographic information**

**Metadata**

As well as the full abstract the page will also include the full bibliographic information and indexing keywords that were assigned to the record during the indexing process. This can be found under the Abstract details pane on the right of the page.

All these terms are intuitive links which when clicked performs a search on that term. The example below shows a section of the Abstract details pane. In this example we have clicked on the author name [Jatkauskas, J.](#). This has performed a site search using the search string `au:"Jatkauskas, J."` which has returned all records this author has contributed to.



# Advanced Searching

## Field searching

The search box for AHPC also allows you to conduct advanced field searching using the index field tags. Field searching is a technique by which users can search for keywords in specific indexing fields. These indexing fields are used when adding a bibliographic record to CAB Direct e.g. Abstract title, author. Each indexing field has an associated field tag which can be used in conjunction with search keywords to return a more precise set of results. Below is a list of the indexing fields and their associated tag:

### Common search fields

Description	Field Tag
Abstract	ab
Author affiliation	aa
Descriptor	de
Organism Descriptor	od
Geographic Locator	gl
Broad term	up
Identifier	id
Publication source	do
Publisher	publisher
CABICODE	cc
Conference	ct
Language	la
Publication type	it
Year	yr
Record number	pa
DOI	oi
ISSN	sn
ISBN	bn

### Additional search fields

Description	Field Tag
Additional Authors	ad
Author Affiliation	aa
CAS Registry Numbers	ry
Conference Dates	cd
Conference Title	ct
Corporate Author	ca
Country of Publication	cp
Descriptors	de
Digital Object Identifier	oi
Document Editors	ed
Document Title	do
Email	em
English Item Title	et
Non English Item Title	ft
Geographic Location	gl
Identifiers	id
ISBN	bn
ISSN	sn
Item Type	it
Language(s) of Summary	ls
Language(s) of Text	la
Location of Publisher	lp
Main Abstract	ab
Organism Descriptors	od
Pan Number	pa
Personal Author	au
Personal Author Variants	av
Publisher	pb
CABI Product Code	sc
Up-posted Descriptors	up
Web URL	ur
Year of Publication	yr

To conduct a field search type the associated field tag (must be lowercase) into the search box followed by a colon. Next enter your search term/s. Field searching can also be conducted using the variety of simple search techniques outlined previously such as multiple word searches and Boolean operators. Below show some examples:

**Single word search:**

**gl: Europe**

**Multiple word search:**

**title: "animal welfare" AND poultry**

**Searching with parentheses:**

**title: "animal welfare" AND (poultry NOT chicken)**

## Metadata searching

If you are looking only for important papers on a particular subject, where you want a high level of relevance, you should restrict your search to one or more of the CABI indexing or Descriptor fields. Every record on the database is indexed with terms that describe all the important concepts within a paper. The index terms may be added to one of 5 different indexing fields. The indexing fields that CABI uses are:

Fields	Tags	Description	Example
Organism Descriptor	od:	The Organism Descriptor field is used for animal and plant names	od: Gallus gallus murghi
Geographic Location	gl:	Geographic Location field is used for country and other geographic names	gl: Germany
Descriptor	de:	The Descriptor field is used for all the "other" terms that are neither animal, plant nor geographic	de: feeding habits
Broad Term (Up-posted Term)	up:	The broad term is used to search for the keyword and narrower terms in the vocabulary hierarchy as defined in CAB Thesaurus	up: "Europe"
Identifier	id:	This field is used for non-preferred index terms	id: "domesticated birds"

**Please note:** When searching the organism descriptor all animals are indexed with their scientific names except for common livestock species. Plants are indexed with both their scientific and their common names.

## Super indexes

Super indexes allow users to search multiple indexes across related fields. They are useful tools for users if they are unsure which fields they need to specify when trying to conduct advanced field searching. They can be searched in the same way as other fields as the super indexes have their own field tag associated to them. AHPC also has three super indexes.

The first two super indexes shown in the table below are used when searching bibliographic information relating to either the article title or the article authors. The table below shows the field tag, field indexes that are searched and an example of a search.

Super index name	Super index field tag	Fields searched	Example
Title	title:	English title Foreign title	<b>title: tuberculosis</b>
Author	author:	Personal author Author variant Additional author Document editor Corporate author	<b>author: Hewinson</b>

The third super index called the subject index is used when searching for the indexing terms or metadata that is recorded or assigned to each record. The table below shows the field tag, field indexes that are searched and an example of a search.

Super index name	Super index field tag	Fields searched	Example
Subject	subject:	Descriptor Geographic location Organism descriptor Identifier	<b>subject: immunogens</b>

## CABICODES

In addition to adding index terms to a record, broad concepts are also “indexed” with a classification system known as CABICODES. The CABICODES are a hierarchical list of classification codes that divide the subject coverage of the CAB ABSTRAHPCTS database into 23 major sections. Each section then includes a series of codes that divides that subject into more specific subjects. The codes themselves are typically used to code for subjects that would be difficult to describe with keywords alone. These CABICODES shown below display all the CABICODES for Aquatic sciences and their associated topic area. For a full list of CABICODES and their topic areas visit the [CABICODE list](#).

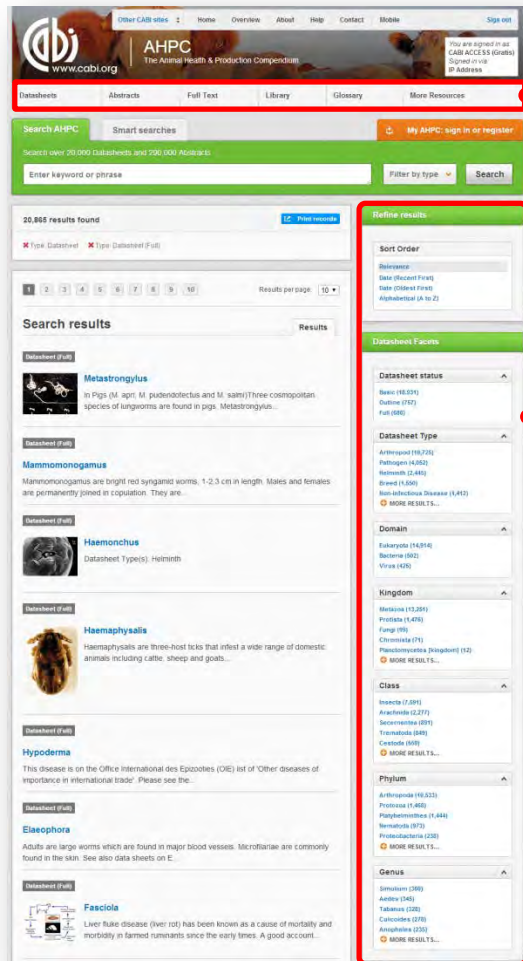
**LL000** Animal Science (General)  
**LL001** Unallocated Animal Science Records (Discontinued 1995)  
**LL010** Apiculture  
**LL020** Sericulture  
**LL030** Other Invertebrate Culture (Not Aquaculture)  
**LL040** Laboratory Animal Science  
**LL050** Game Animals  
**LL060** Draught Animals  
**LL070** Pets and Companion Animals  
**LL075** Sport Animals (New March 2000)  
**LL080** Zoo Animals  
**LL100** Animal Husbandry (General) (Discontinued March 2000)  
**LL110** Dairy Animals  
**LL120** Meat Producing Animals

The CABICODES can be searched just like any other field tag. Two field tags are assigned to the CABICODE field and these are described below. Please note, as other field tags these must be entered in lowercase.

Field tag	Definition	Example
<b>cc:</b>	Allows users to search the index of the alphanumerical assigned code	<b>cc:LL110</b>
<b>cabicode:</b>	Allows users to search both the alphanumerical assigned code index as above and the CABI code title index	<b>cabicode:LL100</b> or <b>cabicode:dairy</b>

## Content pages

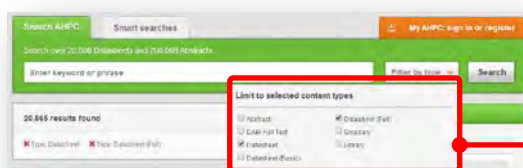
Content pages enable you to focus searching on specific content types across the AHPC platform. The content page can be selected from the horizontal menu bar shown in the screen shot below. These pages are structured in a similar format as the homepage but only include content items that refer to the selected choice. For example, the screen shot below shows the topic page for Datasheets. Therefore the latest content section will only show recent articles that refer to this content type. The green underline in the horizontal content page menu indicates which topic page you are currently viewing.



Content page menu

Refine results pane

When conducting a search from a content page, the relevant option is automatically selected from the search filter section as shown below. This means that any search conducted from this page will limit searches to only content relating to that material type.



Content filter automatically selected

## MyAHPC


The MyAHPC feature improves search functionality for users allowing users to:

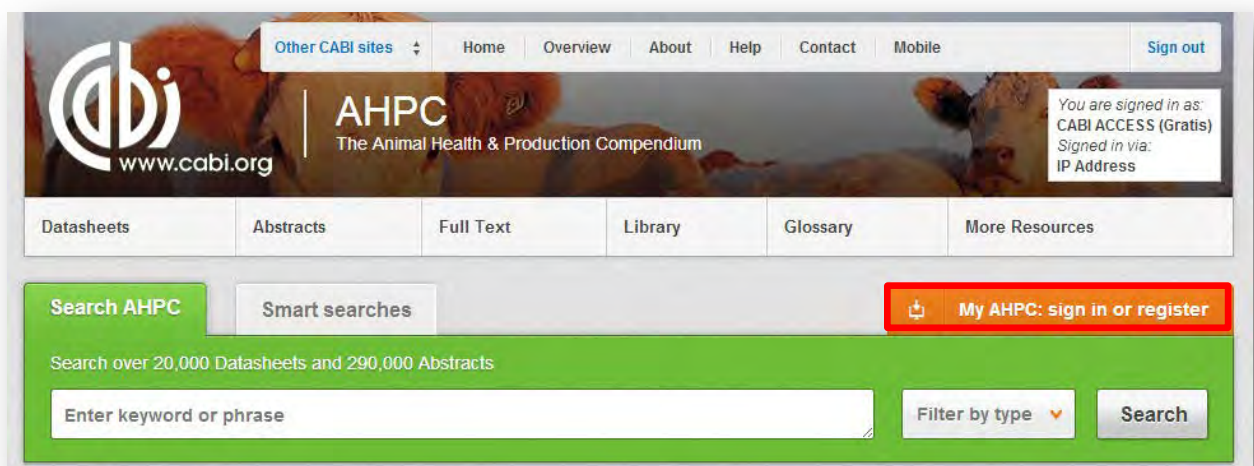
- Combine and save searches
- Save records
- Export citations
- Create Alerts

To gain the full functionality of MyAHPC and for the system to record and recall your searching activity you must be signed in. It is therefore recommended that you sign-in to MyAHPC at the beginning of all your search sessions on AHPC.

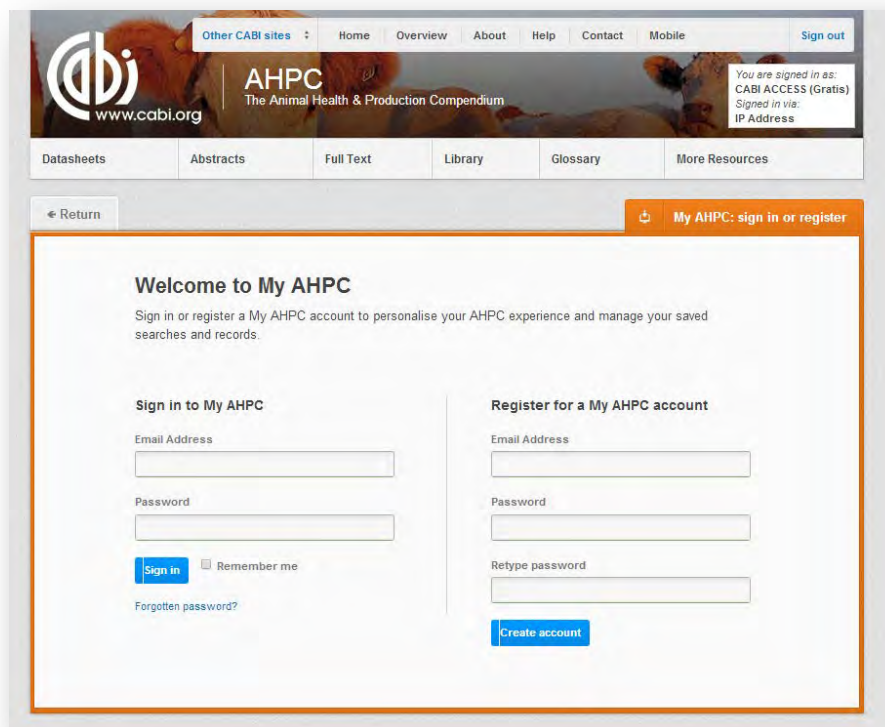
### Creating a MyAHPC account


Before you can access the features of MyAHPC you first need to create an account.

Click on the  button in the top-right hand corner of the search box as shown below:

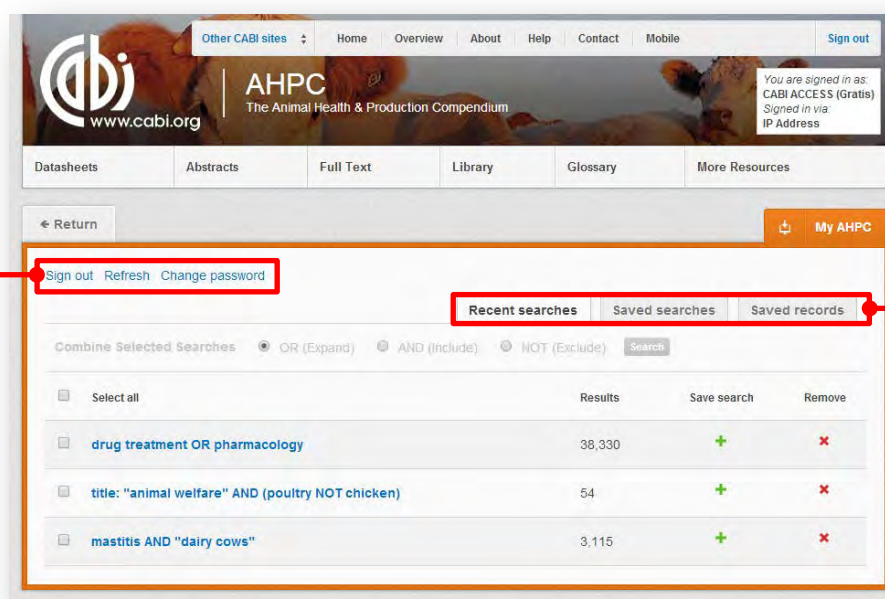


This will direct you to the sign-in page as shown below. The right hand side of the page allows new users to register an account. The left hand side of the page allows users already registered to sign in. Once registered, fill in your unique credentials to sign-in.



Below shows the MyAHPC page. At the top of the display box are the different tabs to display the different types of search activities. By default the display automatically shows the recent searches that you have conducted. To the left hand side of the page there is also an option to sign-out or change your account password. To permanently remove a search from your recent search display click on remove button 

Sign out/  
Change  
password



Display  
tabs

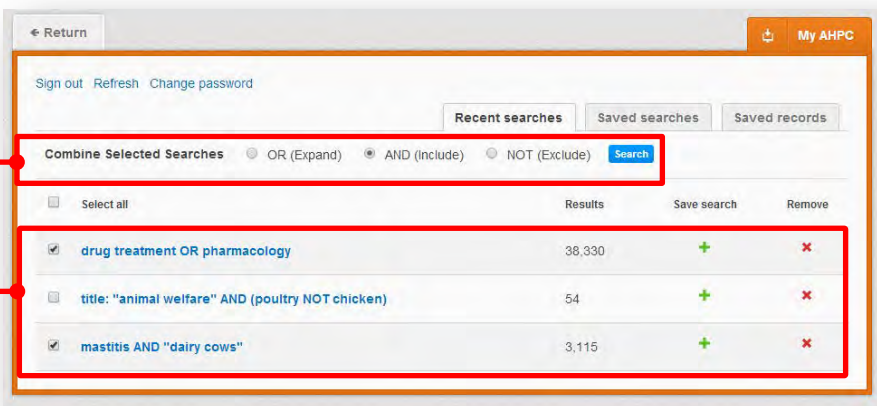
## Combining searches

Combined searches are a useful tool for when compiling long and complex search strings which contain multiple Boolean operators and parentheses. To simplify the process and minimise the chance of input errors this function allows the user to perform two or more separate searches and combine them with either the AND, OR and NOT Boolean operators.

In the example below we can see in the recent search tab two searches have recently been conducted. These two have been selected using the checkbox ☒ and the AND Boolean operator has been chosen from the combined search options.

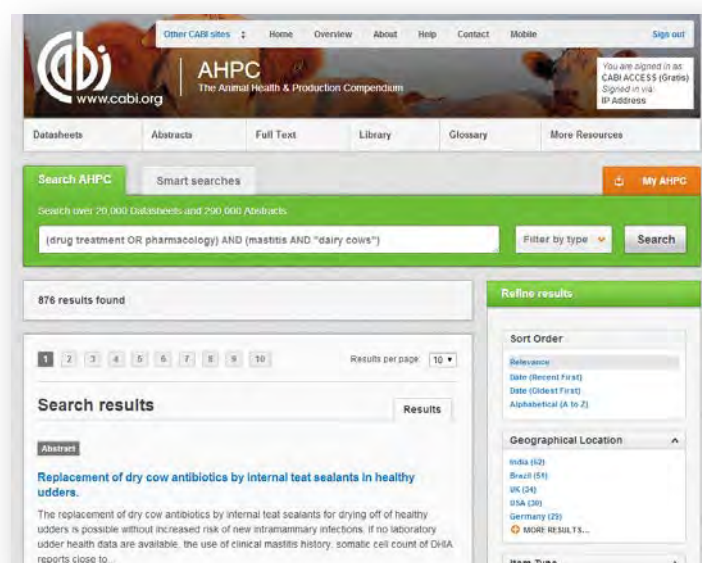
Combining options

Selected searches



Select all	Results	Save search	Remove
<input checked="" type="checkbox"/>	drug treatment OR pharmacology	38,330	+
<input checked="" type="checkbox"/>	title: "animal welfare" AND (poultry NOT chicken)	54	+
<input checked="" type="checkbox"/>	mastitis AND "dairy cows"	3,115	+

Once your options have been selected perform the search by clicking the [Search](#) button. This will conduct the search and direct you to the results page as shown below. You can see that the search string of the two combined searches is displayed in the search box. By combining this search with the AND operator we have limited the results further but alternatively by using this feature with the OR operator we can also expand results.



Search AHPC

Search over 20,000 Datasheets and 290,000 Abstracts

(drug treatment OR pharmacology) AND (mastitis AND "dairy cows")

Filter by type

Search

876 results found

Search results

Results

Abstracts

Replacement of dry cow antibiotics by internal teat sealants in healthy udders.

The replacement of dry cow antibiotics by internal teat sealants for drying off of healthy udders is possible without increased risk of new intramammary infections. If no laboratory udder health data are available, the use of clinical mastitis history, somatic cell count of CMIA reports close to...

Refine results

Sort Order

Relevance

Date (Recent First)

Date (Oldest First)

Alphabetical (A to Z)

Geographical Location

India (52)

Brazil (51)

UK (34)


USA (30)

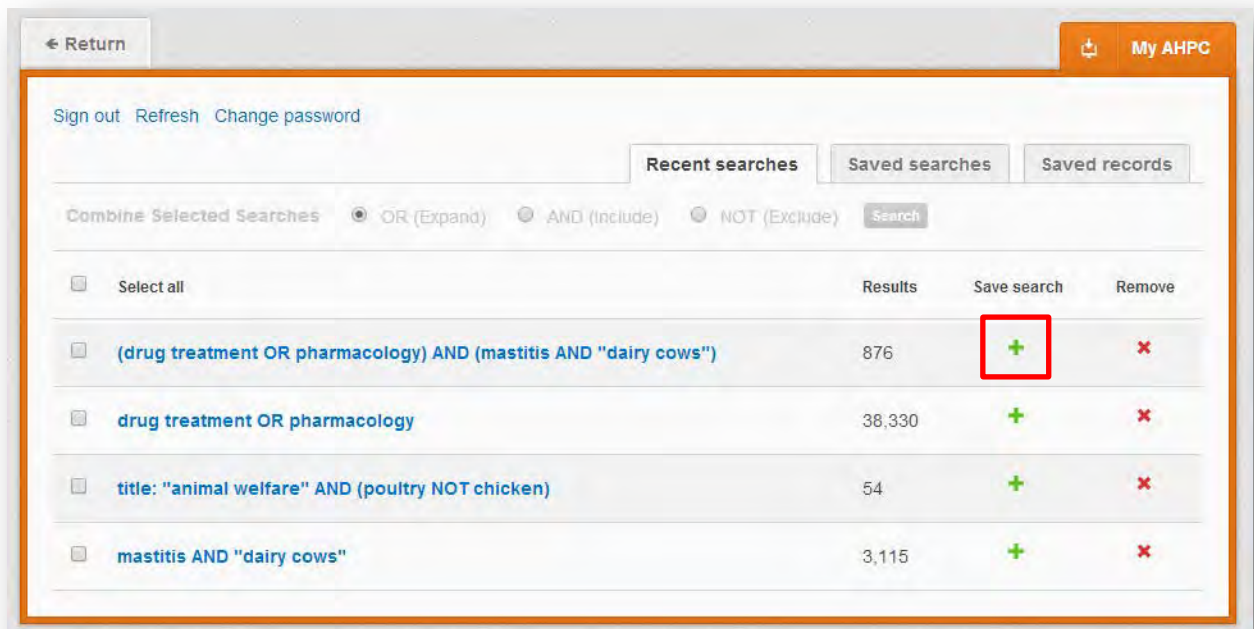
Germany (29)



MORE RESULTS...

Item Type

## Saving searches and creating alerts


For searches you would like to run on a regular basis, users can save searches for future reference by using MyAHPC. To save a search visit the recent search tab from the MyAHPC page and click on the save search button .

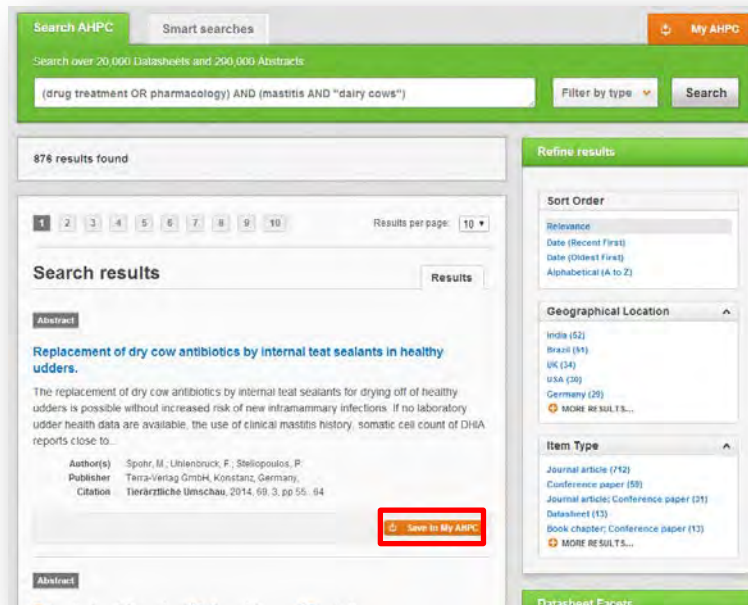






To view your saved searches click on the saved searches tab . The saved searches tab allows the user to conduct a saved search by clicking on the blue search string displayed. For each saved search there is also an option to set up an RSS feed which automatically notifies the user when new records relating to that search string are added to the AHPC site. These notifications can be viewed through all RSS readers such as Microsoft Outlook and Feedly. To find out more about RSS and how to setup an account with an RSS reader [read more here](#). To set up an RSS feed for your search string click on the RSS feed button .


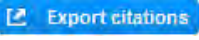


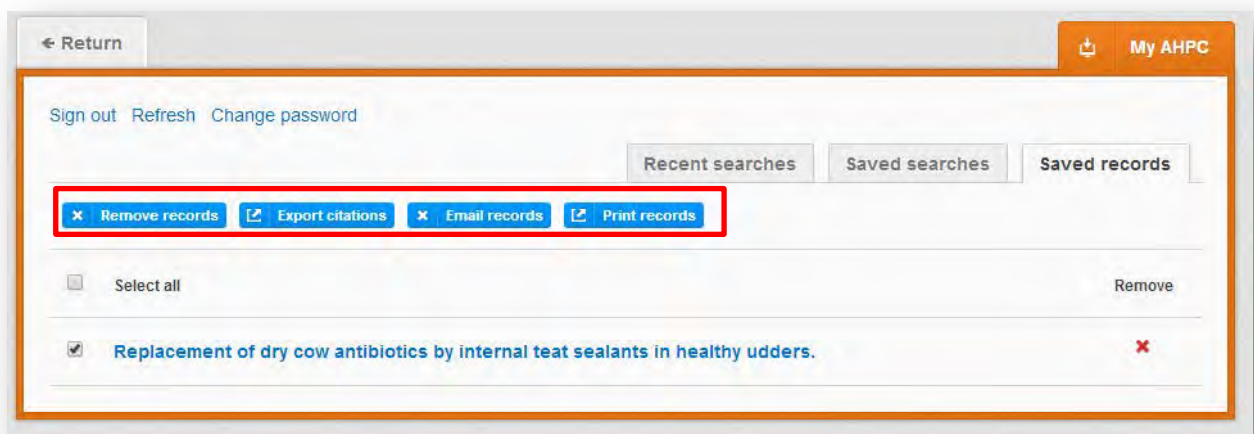
## Saving and exporting records

The MyAHPC tool also allows you to save individual records for future reference and export these to reference management software to create your own bibliographies or reference lists. To save a record to the saved records repository you must first be signed into the MyAHPC tool before conducting searches. When signed in and a search has been conducted each record in the displayed results will have a  button associated. Click this button to save the record.





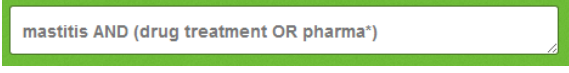


To view your saved records click on the saved records tab . This will display the title of all saved records. To view a specific record, click on the title. Records can be removed individually by using the  button. To delete multiple records check the boxes  next to the records and click the  button as shown below.

Citations can also be exported to reference management software in a RIS file format. To export citations, select the records you would like to be included in the reference list using the checkbox  and click the  button as shown below.









## Appendix A: Search techniques

Search technique	Example	Description	Function	Reason to use
<b>Single word search</b>		Searches using a single word term	Returns a broad range of results for a particular word/topic	Provides a broad overview of a scientific area of interest
<b>Boolean search</b>		Searches using the operators AND, OR and NOT	Performs searches on multiple concepts that provides specific keyword searching for an area of interest that can include or exclude other concepts.	Allows the user to conduct more controlled searching. Can be used to omit homophones
<b>Phrase searching</b>		Use quotation marks before and after a multiple word phrase	Returns results only containing the entire phrase	Narrows searching to records that only contain the whole phrase
<b>Parentheses</b>		Searches using keywords, Boolean operators and parentheses.	Used for searches that contain multiple Boolean operators to define the correct search logic	Refines searches with Boolean operators further to provide limited search results
<b>Truncation &amp; wild cards</b>		Uses the symbols * and ? in keyword search	<p>Using the * returns results with different word stems for the root word</p> <p>Using the ? symbol allows users to specify unknown characters</p>	<p>The * allows users to broaden results to keywords with differing word stems e.g. pop* = popular, population, etc.</p> <p>The ? returns results using a keyword that may differ in spelling</p>

## Appendix B: Datasheet types

Datasheet type	Description	Topic coverage	Search string to limit to datasheet
Animal Diseases:	Datasheet providing information covering approximately 300 infectious diseases. Includes lists for pathogens and other factors affecting the health of pigs, poultry and ruminants.	<ul style="list-style-type: none"> <li>• Identity</li> <li>• Distribution data &amp; map</li> <li>• Signs &amp; Pathology</li> <li>• Management</li> <li>• Epidemiology &amp; Impact</li> </ul>	<input animal="" datasheet="" disease\""="" type="text" type(s):="" value="\"/> →
Helminth	Datasheets for further information on known parasitic worms that cause infectious diseases in animals	<ul style="list-style-type: none"> <li>• Identity</li> <li>• Distribution data &amp; map</li> <li>• Signs &amp; Pathology</li> <li>• Management</li> <li>• Epidemiology &amp; Impact</li> </ul>	<input datasheet="" helminth\""="" type="text" type(s):="" value="\"/> →
Arthropod	Datasheets for further information on known arthropods that cause diseases in animals	<ul style="list-style-type: none"> <li>• Identity</li> <li>• Signs &amp; Pathology</li> </ul>	<input arthropod\""="" datasheet="" type="text" type(s):="" value="\"/> →
Pathogen:	Datasheets for over 400 different pathogens that cause animal diseases.	<ul style="list-style-type: none"> <li>• Identity</li> <li>• Biology</li> </ul>	<input datasheet="" pathogen\""="" type="text" type(s):="" value="\"/> →
Vector of Animal Disease:	Datasheets on vectors of important pathogens	<ul style="list-style-type: none"> <li>• Identity</li> <li>• Distribution data</li> <li>• Epidemiology &amp; Impact</li> </ul>	<input animal="" datasheet="" disease\""="" of="" type="text" type(s):="" value="\" vector=""/> →
Non-infectious disease	Datasheets on non-infectious disease that effect livestock species	<ul style="list-style-type: none"> <li>• Identity</li> <li>• Signs &amp; Pathology</li> </ul>	<input datasheet="" disease\""="" non-infectious="" type="text" type(s):="" value="\"/> →

Datasheet type	Description	Topic coverage	Search string to limit to datasheet
Livestock Species:	Datasheets providing detailed information on the biology & taxonomy of livestock species as well as information on husbandry, production and health.	<ul style="list-style-type: none"> <li>• Identity</li> <li>• Distribution data &amp; map</li> <li>• Biology</li> <li>• Management &amp; Welfare</li> <li>• Economics</li> </ul>	<input datasheet="" livestock="" species\""="" type="text" type(s):="" value="\"/> 
Livestock Breeds:	Datasheets for approximately 500 breeds of pigs, poultry and ruminants selected for their economic importance.	<ul style="list-style-type: none"> <li>• Identity</li> <li>• Distribution data &amp; map</li> <li>• Management</li> <li>• Production</li> </ul>	<input breed\""="" datasheet="" type="text" type(s):="" value="\"/> 
System	Datasheets providing further information on the biological organs systems of livestock species	<ul style="list-style-type: none"> <li>• Identity</li> <li>• Healthy system</li> <li>• Diseases &amp; Disorders</li> </ul>	<input datasheet="" system\""="" type="text" type(s):="" value="\"/> 
Food product:	Datasheets containing information about product quality criteria, production factors affecting quality, and quality assurance.	<ul style="list-style-type: none"> <li>• Identity</li> <li>• Food Quality</li> <li>• Food Safety</li> </ul>	<input datasheet="" food="" product\""="" type="text" type(s):="" value="\"/> 
Food pathogen:	Datasheets providing detailed information on food pathogens associated with animal food production.	<ul style="list-style-type: none"> <li>• Identity</li> <li>• Risk Assessment</li> <li>• Signs &amp; pathology</li> <li>• Epidemiology &amp; management</li> </ul>	<input datasheet="" food="" pathogen\""="" type="text" type(s):="" value="\"/> 
Contaminant class	Datasheets on broader classifications of contaminants associated with infected food products	<ul style="list-style-type: none"> <li>• Identity</li> <li>• Risk Assessment</li> <li>• Epidemiology &amp; management</li> </ul>	<input class\""="" contaminant="" datasheet="" type="text" type(s):="" value="\"/> 
Country:	Datasheets covering over 490 countries and geographic regions, listing disease distribution.	<ul style="list-style-type: none"> <li>• List of Animal Diseases</li> </ul>	<input country\""="" datasheet="" type="text" type(s):="" value="\"/> 