

CABI Training Materials

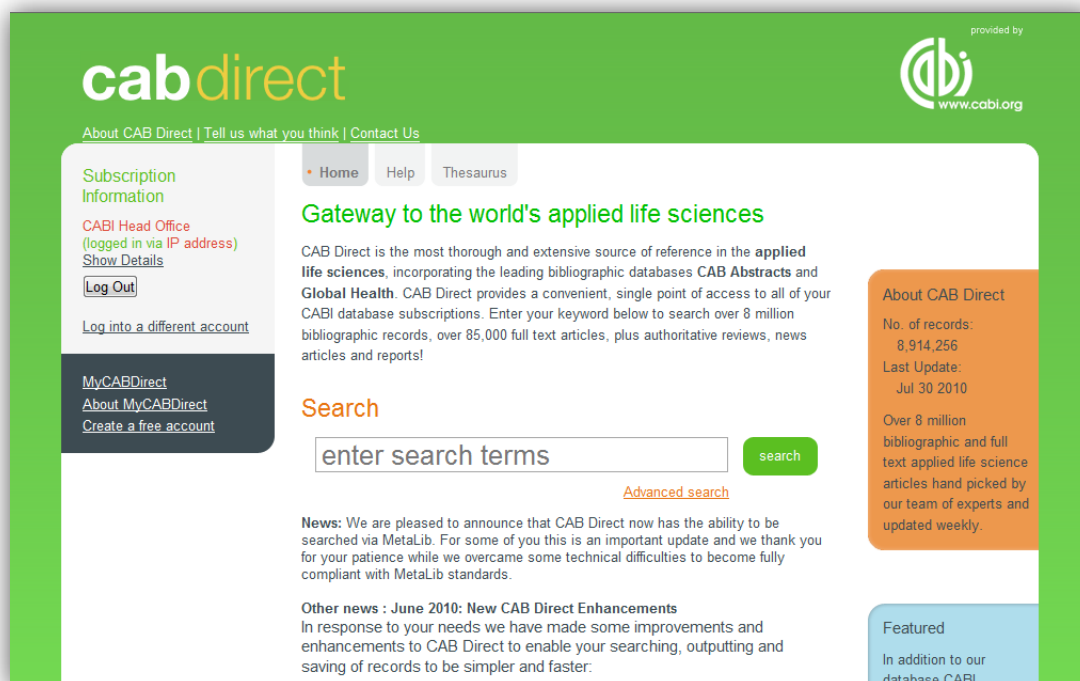
CAB Direct

Simple Searching of CAB Abstracts

Contents


The CAB Direct Home Page	3
Search techniques	4
Word-Stemming and Truncation	4
Phrase Searching	4
Linking Search Terms with "Boolean Operators"	4
Multiple Boolean Operators	6
Search Results.....	7
Refining Search Results	8
Outputting Records	10
Email.....	11
Export	11
Download as MARC records.....	12
Search History:	12
MyCABDirect	13

The CAB Direct Home Page



This is the CAB Direct Home Page, offering a simple, “Google like” search box, plus links to the CAB Thesaurus and “**MyCABDirect**”. This search screen allows users to perform simple, single or multi-word searches. As with a Google search, users can use Natural Language, as in the example below:

The housing of cattle in Europe

In a Natural Language search, the system will automatically select just the important words, in this case, Housing, Cattle and Europe, and will ignore all the other, irrelevant terms. The search is performed by clicking the green  button, when the selected terms will be searched with an “invisible” AND between them. The resulting list of records will contain all three keywords. The same search can also be performed by simply typing in the individual search terms or “Keywords”, as they are commonly known, as shown below:

housing cattle europe

The terms will be combined with AND, as before, with the same search result.

Search techniques

Word-Stemming and Truncation

As a default, CAB Direct employs what is known as “word-stemming”. In most cases, this aids searching by finding additional terms with a common stem. Searching for Housing, for example, searching for Housing will also find House and Houses and Housed. However, like truncation, word-stemming can sometimes find irrelevant records. To turn off word-stemming when searching, simply enclose the search term in double quotes as in "housing".

In most cases, word-stemming removes the need for truncation, but it can still be used. When searching for several words that have the same beginning, or stem, the use of truncation can save time. For unlimited Truncation, use the asterisk (*), as in the following example:

Nutri*

This will search for words starting with NUTRI and will retrieve NUTRIA, NUTRIENT, NUTRIENTS, NUTRITION, etc.

Phrase Searching

Sometimes a user will want to search for a more specific phrase, rather than searching for individual, single words, and combining them with AND. An example might be the search term cattle housing. To specify a phrase search, simply enclose the phrase in double quotation marks, as shown below.

"cattle housing"

Linking Search Terms with "Boolean Operators"

There are 3 Boolean Operators commonly used to make searching more accurately. These are:

1. AND
2. OR
3. NOT

Phrases and single words can be searched in combination, and will be linked with the Boolean operator “AND”, as in the following example.

"cattle housing" europe "animal welfare"

This will retrieve records whose indexing contains all three search terms together. Note that, whenever you enter more than one search term, whether it is a single word or a phrase, the system will combine them with AND automatically. However, for clarity you can type the AND's in either upper or lower case if you wish to as shown below.

"cattle housing" AND europe AND "animal welfare"

The other two Boolean Operators are OR and NOT, and can be used to modify or refine your search. You may be interested in research papers about cattle or sheep or horses. If we simply type in the three terms cattle sheep horses, we would retrieve only records that contained all three terms. They would be ANDed together. We would not find any records that simply included just one or two of the terms. This would seriously limit our search. In this particular example, we want to find records that contain all the words or any of the words.

To do this, we can use the OR operator, as in the following example:

cattle OR sheep OR horses

This search will find records that contain either one or more of the three search terms. The OR operator "expands" the search. The search gets larger as you OR more terms together.

The third Boolean Operator is NOT, and can be used to exclude terms from your search. You may be interested in breeding but not genetics. To do this, use the NOT operator, as shown below:

breeding NOT genetics

This search will find all the records containing the word breeding, but will exclude any record that includes the word genetics. The NOT operator will restrict your search, making it smaller. Use the NOT operator with caution, as you may lose relevant records by accident.

Multiple Boolean Operators

We have seen how to use each Boolean Operator separately but, in many searches, it is useful to be able to use two or more of these operators together, in a single, complex search statement. Let us imagine that we want to do a search for records about the breeding of sheep or cattle or horses but that we are not interested in papers about genetics. We need to find all the records about cattle or sheep or horses and, from this group, or set of records, we need to find the records that also include the term breeding. Finally, we need to exclude the records that contain the word genetics. In this search, we need to use AND, OR and NOT, as shown below:


cattle OR sheep OR horses AND breeding NOT genetics

Before we run the search, there is one more thing that we need to do. We must tell the search system the order in which to do the search. Firstly, we want to find cattle OR sheep OR horses, and then we want to combine this group (or set) of records with the word breeding and, once this second operation has been completed, the final operation is to remove the records containing the word genetics. To specify the order of the search, we use parentheses, or round brackets, to enclose the three, separate operations. We want the OR operation done first, so we enclose the ORed terms in one set of brackets, as shown here:

(cattle OR sheep OR horses) AND breeding NOT genetics

Now we want to do the AND operation, so we enclose this in a second set of brackets:

((cattle OR sheep OR horses) AND breeding) NOT genetics

Because the NOT operation is outside both sets of brackets, this will be performed last. We can now click the  button and the search will now be performed correctly, in the order in which we want it done.

With a little practice, the use of Boolean Operators, and brackets, can be used to produce complex and precise search statements which will retrieve good, relevant results.

Search Results

The results of a search are displayed in a short record format on the "Search results" screen, as shown below. The records are displayed in date order, with the record that has been added to the database most recently, displayed first, at the top of the list. This ensures that you always see the latest records first, which is important if you are running the same search on a regular basis. There is also a clickable option to display the records by relevance, with the most relevant record shown first.

On this page, the records are displayed with the Article Title, the Bibliographic Details and a short section of the Abstract. By default, you see 10 records at a time, but the display range can be reset to show up to 100 at a time, from the drop down list, highlighted in the screenshot on the next page.

To view the complete database record either click the record title or the "View Abstract" link, at the bottom of each record. This will take you to the Full record display screen.



The screenshot shows the CABI Direct search results page for the query "cattle housing". The page is provided by CABI (www.cabi.org). It includes a search bar with the query "cattle housing" and a search button. Below the search bar, it shows "Search results" for "cattle housing", refined by "Geographic location: USA", returning 227 results. The results are displayed in a list format, showing the first two results. Each result includes a star rating, a title, bibliographic details, and a short abstract. The first result is titled "1 Compost barns - an alternative housing system for dairy cows?" and the second is titled "2 Environmental characteristics and bacterial counts in bedding and milk bulk tank of low profile cross-ventilated, naturally ventilated, and compost bedded pack dairy barns." The page also features a sidebar with "Refine Results" options, including "Specific Topic", "Subject Category", "Year of publication", "Source Title", "Author", and "Geographic location". The "Geographic location" filter is currently set to "USA". The sidebar also includes a "Tools" section with options like "Marked records", "Search History", "Print marked records", "Email marked records", "Export marked Citations", and "Download marked as MARC records".

cabdirect provided by **cabi** www.cabi.org

About CAB Direct | Tell us what you think | Contact Us

Subscription Information
CABI Head Office (logged in via IP address)
[Show Details](#)
[Log Out](#)
[Log into a different account](#)

MyCABDirect
[About MyCABDirect](#)
[Create a free account](#)

Home Help Thesaurus

Search: "cattle housing" [Advanced Search](#)

Search results
"cattle housing"
Refined by:
Geographic location: USA ✕
returned 227 results

1 to 10 of 227 results Show me: most recent first Results per page: 10

Results page: 1 2 3 4 5 6 7 Next »

Mark: All / None

★ 1 Compost barns - an alternative housing system for dairy cows? Klaas, I. C.; Bjerg, B. S.; CABI, Wallingford, UK, *CAB Reviews: Perspectives in Agriculture, Veterinary Science, Nutrition and Natural Resources*, 2011, 6, 045, pp 1-9

Cultivated compost housing systems for dairy cattle are reported in the literature from Israel, the USA and the Netherlands. A deep-bedded pack is commonly supported by large amounts of wood shavings and sawdust to enhance microbial activity and evaporation. Aerobic composting processes are maintained by cultivating the bedded pack once or twice daily with a heavy harrow. Existing studies indicate...

[View Abstract »](#)
[View Full Text »](#)

★ 2 Environmental characteristics and bacterial counts in bedding and milk bulk tank of low profile cross-ventilated, naturally ventilated, and compost bedded pack dairy barns. Lobeck, K. M.; Endres, M. I.; Janni, K. A.; Godden, S. M.; Fetrow, J.; American Society of Agricultural and Biological Engineers, St. Joseph, USA, *Applied Engineering in Agriculture*, 2012, 28, 1, pp 117-128, 30 ref.

Low profile cross-ventilated freestall (CV) and compost bedded pack barns (CB) are two newer housing options for dairy producers in the Upper Midwest. The CV barns are fully enclosed facilities that rely on mechanical ventilation and typically use evaporative cooling for heat abatement during the warmer months. The CB barns are a loose housing system that is generally bedded with dry wood sawdust ...

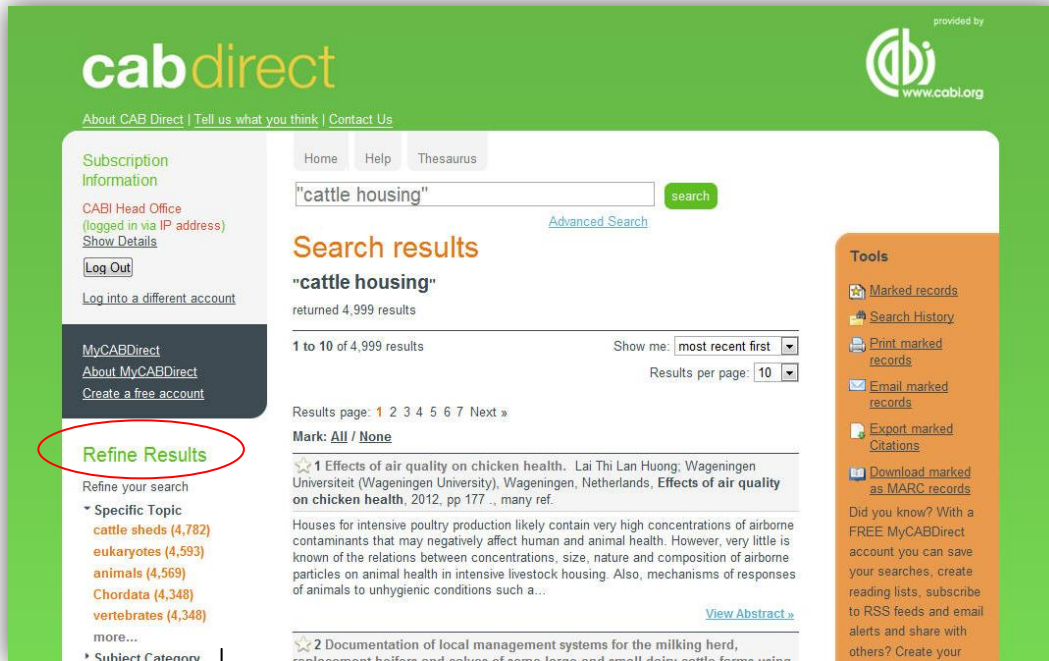
[View Abstract »](#)

Tools
[Marked records](#)
[Search History](#)
[Print marked records](#)
[Email marked records](#)
[Export marked Citations](#)
[Download marked as MARC records](#)

Did you know? With a FREE MyCABDirect account you can save your searches, create reading lists, subscribe to RSS feeds and email alerts and share with others? Create your MyCABDirect account now!

About CAB Direct
Over 9 million bibliographic and full text applied life science articles hand picked by our team of experts

Refining Search Results



The screenshot shows the CABI Direct search results page for the query "cattle housing". The page has a green header with the CABI logo and navigation links. On the left, there is a sidebar with links for "Subscription Information", "CABI Head Office", "Log Out", and "MyCABDirect". The main content area displays the search results for "cattle housing", showing 4,999 results. A "Refine Results" button is highlighted with a red circle. To the right of the search results, there is a "Tools" section with links for "Marked records", "Search History", "Print marked records", "Email marked records", "Export marked Citations", and "Download marked as MARC records".



The "Refine Results" sidebar is shown in detail. It includes a "Refine your search" section with expandable lists for "Specific Topic" and "Subject Category". The "Specific Topic" list includes "cattle sheds (4,782)", "eukaryotes (4,593)", "animals (4,569)", "Chordata (4,348)", and "vertebrates (4,348)". The "Subject Category" list includes "CABICODE", "Year of publication", "Source Title", "Author", "Geographic location", "Language", "Full Text", and "Your CABI Databases".

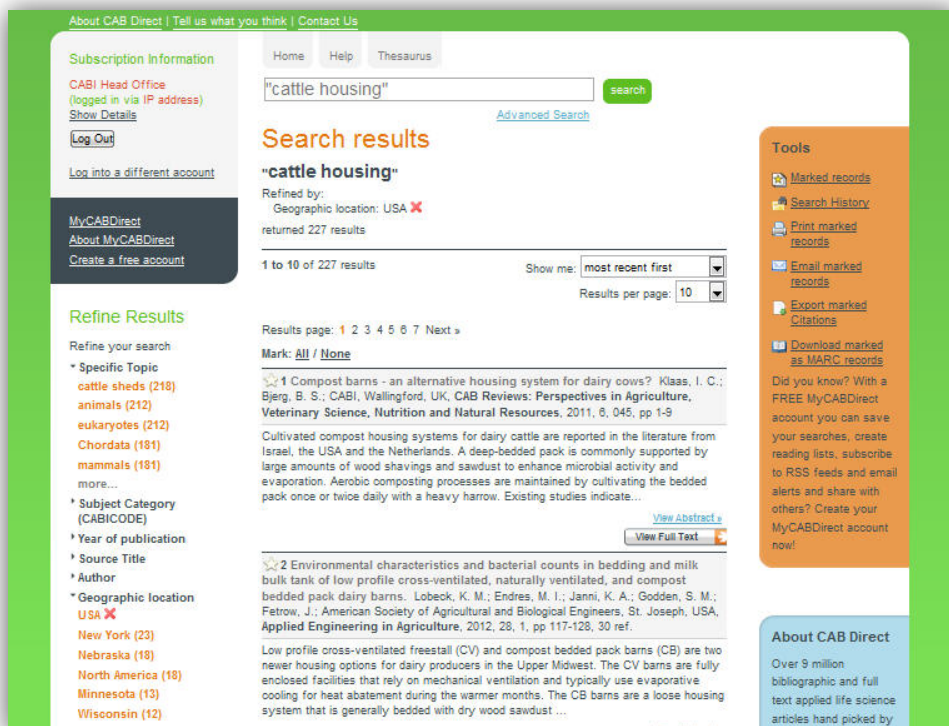
To the left of the displayed records, is a list of options to "Refine Results". These expandable lists of search terms have been built from the current search results, by analyzing the content of the retrieved records. The most frequently occurring terms, names, codes and dates, that appear in the various fields of the database records, are listed in order of occurrence and, next to each term, is the number of records, from the current results list, that contain that particular term, name, code or date.

Each entry in a list is a clickable, search link which, if clicked, will refine (or limit) the current search to records containing that particular entry. The full list of Refine options is shown below.

The Refine options include:


Specific Topic	CABI's controlled indexing terms, used to index all the major concepts in the original article. Useful for finding just the really important papers.
Subject Category (CABICODES)	Concept codes, and associated headings, used to code for broad subject areas.
Year of Publication	Year of Publication of the original article.
Source Title	Title of the publication in which the article was published.
Author	Personal and corporate authors and editors names.
Geographic Location	Terms used to index important geographical concepts in the original article.
Language	Language of the original article.
Full Text	This link will limit your search results to database records with links to CABI's Free Full Text database.
Your Subscriptions	This link allows user to limit their results to records from, or relating to, particular CABI databases.

To view the lists, expand them by clicking on them. Click **more...** to expand the list fully, as required. To refine your search, simply click your chosen entry. A new search will be run, which will combine this new entry with your previous search, refining the results to a smaller, more relevant list of records. In the following screenshot, we have Refined our original search for "Cattle Housing" to the Geographic Location, USA.



The screenshot shows the CABI Direct search results page. The search term is "cattle housing" and it has been refined by "Geographic location: USA". The results are sorted by "most recent first" and show 1 to 10 of 227 results. The first result is titled "Compost barns - an alternative housing system for dairy cows?" by Klaas, I. C.; Bjerg, B. S.; CABI, Wallingford, UK. The second result is titled "Environmental characteristics and bacterial counts in bedding and milk bulk tank of low profile cross-ventilated, naturally ventilated, and compost bedded pack dairy barns" by Lobeck, K. M.; Endres, M. I.; Janni, K. A.; Godden, S. M.; Petrow, J.; American Society of Agricultural and Biological Engineers, St. Joseph, USA. The page also includes a sidebar with "Refine Results" options and a "Tools" section with links to "Marked records", "Search History", "Print marked records", "Email marked records", "Export marked citations", and "Download marked as MARC records".

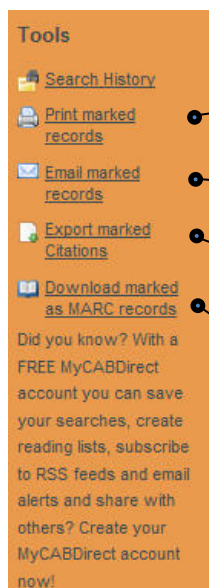
Outputting Records



The screenshot shows the CABI Direct website interface. The top navigation bar includes the CABI logo, the text "provided by", and the website URL "www.cabi.org". Below this, there are links for "About CAB Direct", "Tell us what you think", and "Contact Us". The main content area is divided into several sections:

- Subscription Information:** Includes links for "CABI Head Office (logged in via IP address)", "Show Details", "Log Out", and "Log into a different account".
- MyCABDirect:** Includes links for "About MyCABDirect" and "Create a free account".
- Refine Results:** A section for refining search results with options like "Subject Category (CABICODE)", "Year of publication", "Source Title", "Author", "Geographic location", "Full Text", and "Your CABI Databases".
- Search Bar:** A search bar with the placeholder text "enter search terms" and a "search" button. There is also a link for "Advanced Search".
- Marked records:** A section showing search results. It includes a "Mark: All / None" option and a list of results. The first result is titled "Alternative bedding materials for compost bedded pack barns in Minnesota: a descriptive study" by Shane, E. M.; Endres, M. I.; Janni, K. A.; American Society of Agricultural Engineers, St. Joseph, USA, *Applied Engineering in Agriculture*, 2010, 26, 3, pp 465-473, 12 ref. The second result is titled "Animal and environmental performance of a retrofitted mechanical cross-ventilation system to a naturally ventilated freestall dairy barn in the midwestern U.S." by Jacobson, L. D.; Hetchler, B. P.; Janni, K. A.; Linn, J.; Heber, A.; Cortus, E.; International Commission of Agricultural Engineering (CIGR), Institut für Landtechnik, Bonn, Germany, *Central theme, technology for all: sharing the knowledge for development. Proceedings of the International Conference of Agricultural Engineering, XXXVII Brazilian Congress of Agricultural Engineering, International Livestock Environment Symposium - ILES VIII*.
- Tools:** A sidebar menu with the following options: "Search History", "Print marked records", "Email marked records", "Export marked Citations", and "Download marked as MARC records". Below these options is a promotional message: "Did you know? With a FREE MyCABDirect account you can save your searches, create reading lists, subscribe to RSS feeds and email alerts and share with others? Create your MyCABDirect account now!"

Once you have completed your search, you will want to print or export the results. There are four basic output options, available in the orange box marked **Tools**. These are:



The close-up shows the "Tools" menu with the following options:

- [Search History](#)
- [Print marked records](#)
- [Email marked records](#)
- [Export marked Citations](#)
- [Download marked as MARC records](#)

Below the menu is a promotional message: "Did you know? With a FREE MyCABDirect account you can save your searches, create reading lists, subscribe to RSS feeds and email alerts and share with others? Create your MyCABDirect account now!"

Print marked records:
To print to a printer.

Email marked records:
To email records.

Export marked citations:
To export or save records electronically.

Download marked as MARC records:
To export records in MARC format.

To output records, you first have to Mark the records in which you are interested. Records can be Marked, individually, by checking the small star icon ★ to the left of the record number. If you want to output all the records displayed on the current page, you can do this by clicking the [Mark: All](#) link, that appears just above the first record. This will Mark all the records displayed on the current page.

The Marked records will be added to a temporary Marked List. This list can be output immediately or added to throughout the current search session. The Marked list will build, as you add extra records during the current search session. Before outputting the Marked records, you can view the complete Marked List by clicking on Marked records at the top of the orange Tools box. A Marked List example is shown below:

If required, records can be removed individually, by clicking the star icon, next to the record, or the complete Marked List can be emptied by clicking the Mark None option.

The Marked records can now be output by choosing one of the four options to Print, Email, Export or Download. The first three of these options will offer you the choice of three formats, Citation Only, Citation + Abstract and Full Record.

Email

If you choose the Email option, you will also be offered the choice to send the records either as the e-mail text, as an attached Text (txt) file or as an attached HTML file. Once you have made your selection and entered the e-mail address, click the Send email button. Choose the attached Text file if you want to edit the records with a word processor.

Export

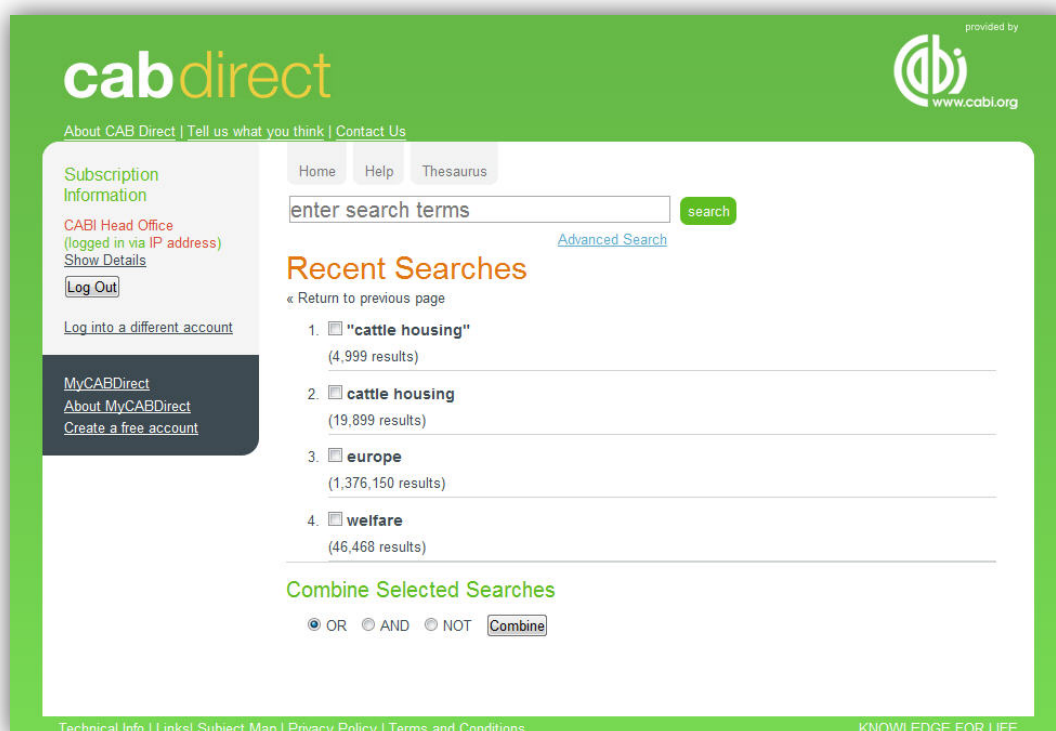
The Export function allows users to save the records, as an electronic file, which can then be imported into a personal database management system like Procite, EndNote or Reference Manager. These three software packages use the .RIS file format. To download records as a “dot” RIS file, choose the record format that you want and then click on the Export EndNote (RIS) format button, to save the records. If you subscribe to RefWorks, the online Database Management Service, you can directly Export the records into your Refworks database by clicking on the Export to Refworks button.

Download as MARC records

The last output option is the Download marked as MARC records. This option allows users to download the records in a standard MARC record format and is particularly useful for users who also have access to the CAB eBooks service and wish to download the bibliographic details, for these eBooks, from the CAB Abstracts database.

Search History:

As you search, a History is created, which lists all the searches performed in the current search session. To see this list, simply click on the [Search History](#) link in the orange **Tools** box to the right of the Search Results screen. This will display the Search History screen, as shown below.



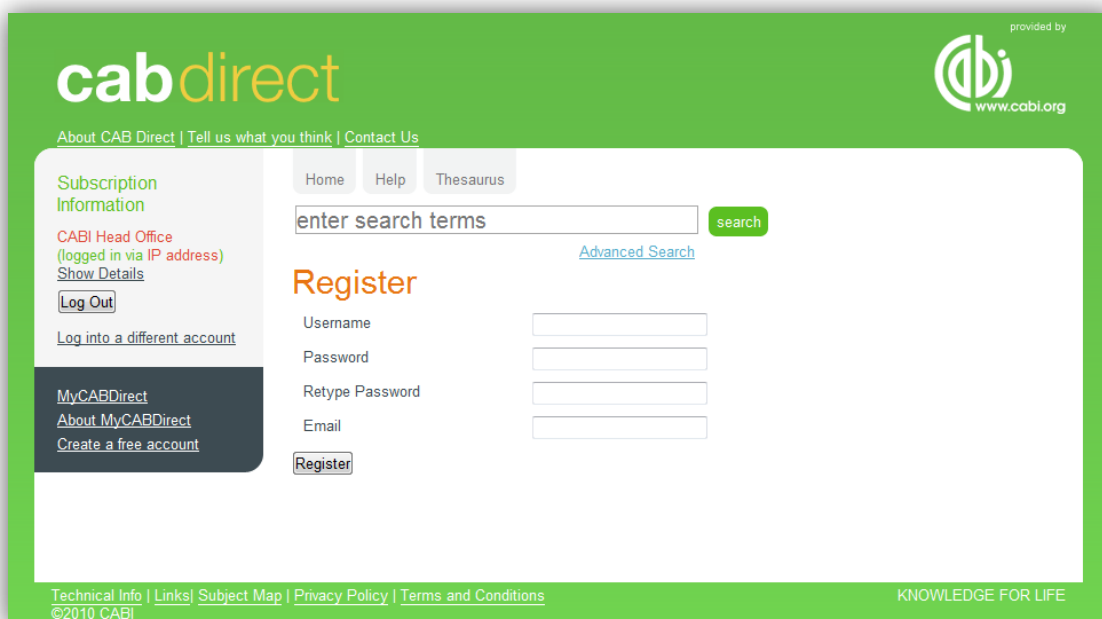
This screen shows the searches and the results. You can re-run any of the searches in the list by simply clicking on the search string ("cattle housing", for example). You can also use this screen to combine the results from different searches, to create a new search. In the example, shown above, we might wish to combine all three searches together with AND to retrieve records on the welfare of cattle housing in Europe. To combine searches, simply check the box next to the searches you wish to combine, select the Boolean Operator you wish to use (AND, OR or NOT), and click the Combine button.

A fourth search "set" will be created comprising all the relevant records. Note, this Search History is not saved when you Logout. However, if you wish to save a search, to re-use at a later date, you can do this by signing up to a MyCABDirect account.

MyCABDirect

If you set up a personal MyCABDirect account, you can personalise the site and make use of some additional, useful features of CAB Direct.

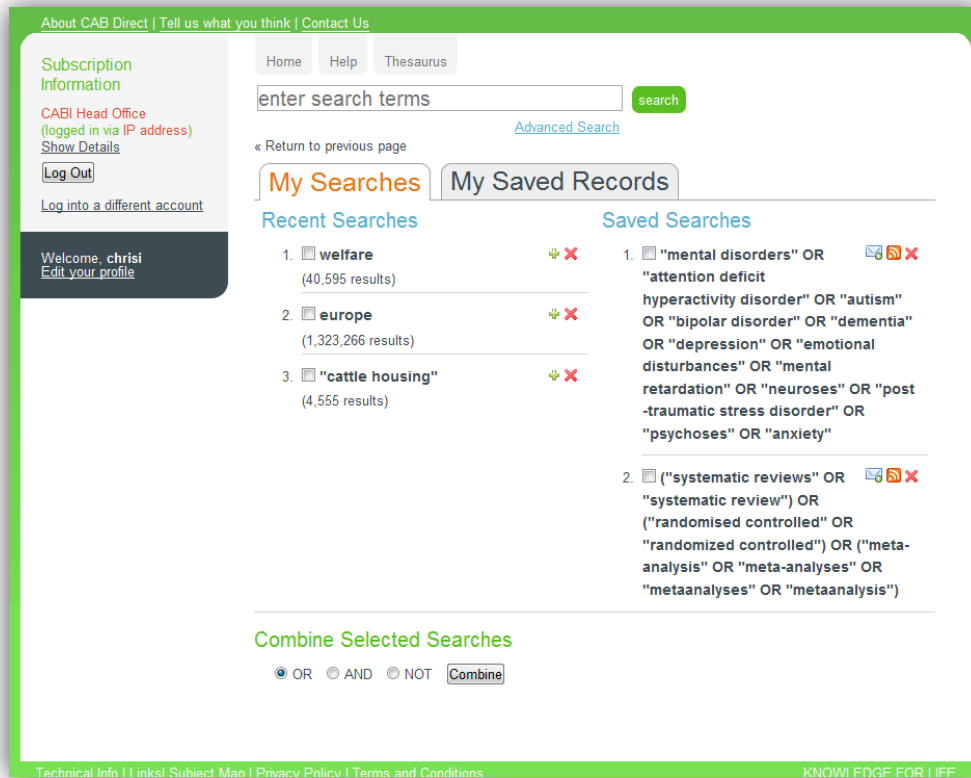
To create a free, MyCABDirect account, simply click the Create a free account link in the grey box to the left of the screen. You will see the following registration screen:

The screenshot shows the CAB Direct website interface. At the top, the 'cabdirect' logo is on the left, and the CABI logo with 'provided by www.cabi.org' is on the right. Below the logo, there are navigation links: 'About CAB Direct | Tell us what you think | Contact Us'. The main content area is divided into a left sidebar and a central registration form. The sidebar contains 'Subscription Information', 'CABI Head Office (logged in via IP address) Show Details', 'Log Out', 'Log into a different account', and a grey box with 'MyCABDirect', 'About MyCABDirect', and 'Create a free account'. The central form has tabs for 'Home', 'Help', and 'Thesaurus'. It features a search bar with the placeholder 'enter search terms' and a green 'search' button. Below the search bar is a link to 'Advanced Search'. The 'Register' section includes input fields for 'Username', 'Password', 'Retype Password', and 'Email', followed by a 'Register' button. At the bottom, there are links for 'Technical Info | Links | Subject Map | Privacy Policy | Terms and Conditions' and the text '©2010 CABI' and 'KNOWLEDGE FOR LIFE'.

After you have filled in the details, click the **Register** button to create your account. Each time you use CAB Direct, you can Log in to your MyCABDirect account, by clicking the MyCABDirect link and entering your personal username and password. When you have logged into your account, you will be able to Save Search Histories, Save individual database records and set up Automatic Email Alerts and RSS feeds.

If you click the MyCABDirect link, you will be taken to your personalised, MyCABDirect page, where you will see all your temporary searches and your saved searches and records. Here you will also be able to permanently save

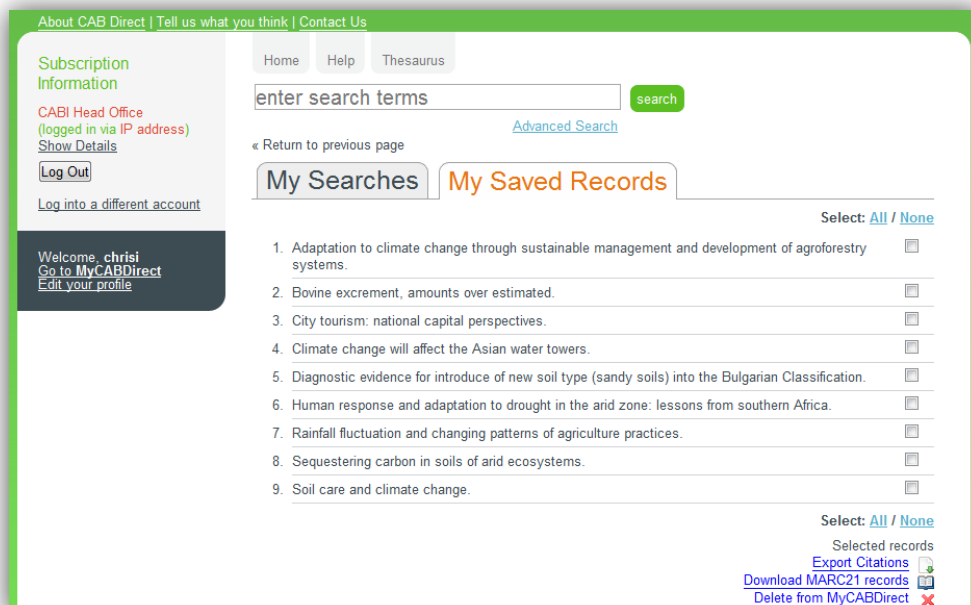
selected Search Histories, set up e-mail Alerts and RSS feeds and view your Saved records.



This screenshot shows the 'My Searches' section of the CABI Direct website. The page has a green header with navigation links: 'About CAB Direct', 'Tell us what you think', and 'Contact Us'. Below the header, there are tabs for 'Home', 'Help', and 'Thesaurus'. A search bar is present with the text 'enter search terms' and a 'search' button. A link for 'Advanced Search' is also visible. The main content area is divided into two sections: 'Recent Searches' and 'Saved Searches'. Under 'Recent Searches', there are three entries: 'welfare' (40,595 results), 'europe' (1,323,266 results), and 'cattle housing' (4,555 results). Each entry has a small icon and a 'welfare' button. Under 'Saved Searches', there are two entries: 'mental disorders' and 'systematic reviews'. Each entry has a small icon and a 'welfare' button. At the bottom, there is a 'Combine Selected Searches' section with radio buttons for 'OR', 'AND', and 'NOT', and a 'Combine' button. The footer contains links for 'Technical Info', 'Links', 'Subject Map', 'Privacy Policy', 'Terms and Conditions', and the slogan 'KNOWLEDGE FOR LIFE'.

From this page, you can also combine searches or rerun searches, simply by clicking on the Search Statement of interest.

The My Saved Records allows you to manage and output saved records.



This screenshot shows the 'My Saved Records' section of the CABI Direct website. The page has a green header with navigation links: 'About CAB Direct', 'Tell us what you think', and 'Contact Us'. Below the header, there are tabs for 'Home', 'Help', and 'Thesaurus'. A search bar is present with the text 'enter search terms' and a 'search' button. A link for 'Advanced Search' is also visible. The main content area is divided into two sections: 'My Searches' and 'My Saved Records'. The 'My Saved Records' section is active, showing a list of nine records. Each record has a checkbox and a 'welfare' button. At the bottom right, there is a 'Select: All / None' dropdown menu. Below it, there are links for 'Selected records', 'Export Citations', 'Download MARC21 records', and 'Delete from MyCABDirect'.